



# **Marine Biodiversity in the Caribbean**

## **Regional Estimates and Distribution Patterns**

Patricia Miloslavich  
Juan Manuel Díaz  
Eduardo Klein  
Juan José Alvarado  
Cristina Díaz  
Judith Gobin

Elva Escobar-Briones  
Juan José Cruz-Motta  
Ernesto Weil  
Jorge Cortés  
Ana Carolina Bastidas  
Ross Robertson

Fernando Zapata  
Alberto Martin  
Julio Castillo  
Aniuska Kazandjian  
Manuel Ortiz

From a PLoS ONE Collection of articles from nations and regions participating in Census of Marine Life synthesis of marine biodiversity knowledge and gaps in their adjacent waters.

**[www.ploscollections.org/coml/marine\\_biodiversity](http://www.ploscollections.org/coml/marine_biodiversity)**

# Marine Biodiversity in the Caribbean: Regional Estimates and Distribution Patterns

Patricia Miloslavich<sup>1,2\*</sup>, Juan Manuel Díaz<sup>3</sup>, Eduardo Klein<sup>1,2</sup>, Juan José Alvarado<sup>4</sup>, Cristina Díaz<sup>5</sup>, Judith Gobin<sup>6</sup>, Elva Escobar-Briones<sup>7</sup>, Juan José Cruz-Motta<sup>1,2</sup>, Ernesto Weil<sup>8</sup>, Jorge Cortés<sup>4</sup>, Ana Carolina Bastidas<sup>9</sup>, Ross Robertson<sup>10</sup>, Fernando Zapata<sup>11</sup>, Alberto Martín<sup>1,2</sup>, Julio Castillo<sup>2,3</sup>, Anuska Kazandjian<sup>2,9</sup>, Manuel Ortiz<sup>12</sup>

**1** Departamento de Estudios Ambientales, Universidad Simón Bolívar, Caracas, Venezuela, **2** Centro de Biodiversidad Marina, Universidad Simón Bolívar, Caracas, Venezuela, **3** Universidad Nacional de Colombia, Bogotá, Colombia, **4** Universidad de Costa Rica, El Centro de Investigación en Ciencias del Mar y Limnología (CIMAR), San José, Costa Rica, **5** Museo del Mar, Margarita, Venezuela, **6** Department of Life Sciences, University of West Indies, St. Augustine, Trinidad and Tobago, **7** Universidad Nacional Autónoma de México, Instituto de Ciencias del Mar y Limnología, Mexico City, Mexico, **8** Department of Marine Sciences, University of Puerto Rico, Lajas, Puerto Rico, **9** Departamento de Biología de Organismos, Universidad Simón Bolívar, Caracas, Venezuela, **10** Smithsonian Tropical Research Institute, Balboa, Ancón, Panamá, **11** Department of Biology, Universidad del Valle, Cali, Colombia, **12** Centro de Investigaciones Marinas, Universidad de La Habana, La Habana, Cuba

This paper provides an analysis of the distribution patterns of marine biodiversity and summarizes the major activities of the Census of Marine Life program in the Caribbean region. The coastal Caribbean region is a large marine ecosystem (LME) characterized by coral reefs, mangroves, and seagrasses, but including other environments, such as sandy beaches and rocky shores. These tropical ecosystems incorporate a high diversity of associated flora and fauna, and the nations that border the Caribbean collectively encompass a major global marine biodiversity hot spot. We analyze the state of knowledge of marine biodiversity based on the geographic distribution of georeferenced species records and regional taxonomic lists. A total of 12,046 marine species are reported in this paper for the Caribbean region. These include representatives from 31 animal phyla, two plant phyla, one group of Chromista, and three groups of Protoctista. Sampling effort has been greatest in shallow, nearshore waters, where there is relatively good coverage of species records; offshore and deep environments have been less studied. Additionally, we found that the currently accepted classification of marine ecoregions of the Caribbean did not apply for the benthic distributions of five relatively well known taxonomic groups. Coastal species richness tends to concentrate along the Antillean arc (Cuba to the southernmost Antilles) and the northern coast of South America (Venezuela – Colombia), while no pattern can be observed in the deep sea with the available data. Several factors make it impossible to determine the extent to which these distribution patterns accurately reflect the true situation for marine biodiversity in general: (1) highly localized concentrations of collecting effort and a lack of collecting in many areas and ecosystems, (2) high variability among collecting methods, (3) limited taxonomic expertise for many groups, and (4) differing levels of activity in the study of different taxa.

## Introduction

### Physical and geological description of the Caribbean

The Caribbean Sea is a semienclosed basin of the western Atlantic Ocean, bounded by the coasts of Central and South America on two sides and by the Antilles island chain on the other two (Figure 1). It has an area of about 2,754,000 km<sup>2</sup>, a volume of nearly 6.5×10<sup>6</sup> km<sup>3</sup>, and over 13,500 km of coastline, and is home to 26 countries as well as 19 dependent territories of France, the Netherlands, the United Kingdom, and the United States. Toward the east and northeast, the closely spaced chain of islands, banks, and sills of the Antilles Islands arc separates the Caribbean

from the Atlantic Ocean and acts as a sieve for the inflow of Atlantic water [1], whereas toward the northwest the Caribbean is linked to the Gulf of Mexico by the Yucatan Channel. The Caribbean seafloor is divided into five basins (Grenada, Venezuela, Colombia, and Yucatan Basins and the Cayman Trough) separated from each other by underwater ridges and sills. Half of the waters in the Caribbean are deeper than 3,600 m, and 75% are deeper than 1,800 m [2]. The average seafloor depth is about 2,400 m, while the Cayman Trough, between Cuba and Jamaica, reaches more than 7,500 m [3]. Volcanic activity and earthquakes are common in the Caribbean, as are destructive hurricanes, most of which originate in the central Atlantic.

The Caribbean has an overall counterclockwise circulation (Figure 1). The Caribbean Current enters the southeast corner of the basin through several passages of variable sill depth between the Lesser Antilles and, to a lesser extent, the Windward Passage, and slightly increases its velocity as it flows west-northwesterly into the Gulf of Mexico through the Yucatan Channel, where it forms the Gulf Stream (see [4]). Caribbean waters are mostly clear and warm (22–29°C), and the tidal range is very low (<0.4 m) [5]. The water column is highly stratified in the upper 1,200 m because of the sill depths of the Antilles Islands arc, which prevents the flow of deep water into the Caribbean Basin [6]. The Caribbean geology was recently reviewed by Jackson [7]. The deep Caribbean Sea evolved by seafloor spreading since the Jurassic, but the key aspects of the tectonic history have been subject to controversy [8,9]. Two models explain the late Mesozoic formation and the evolution of the

**Citation:** Miloslavich P, Díaz JM, Klein E, Alvarado JJ, Díaz C, et al. (2010) Marine Biodiversity in the Caribbean: Regional Estimates and Distribution Patterns. *PLoS ONE* 5(8): e11916. doi:10.1371/journal.pone.0011916

**Editor:** Simon Thrush, NIWA, New Zealand

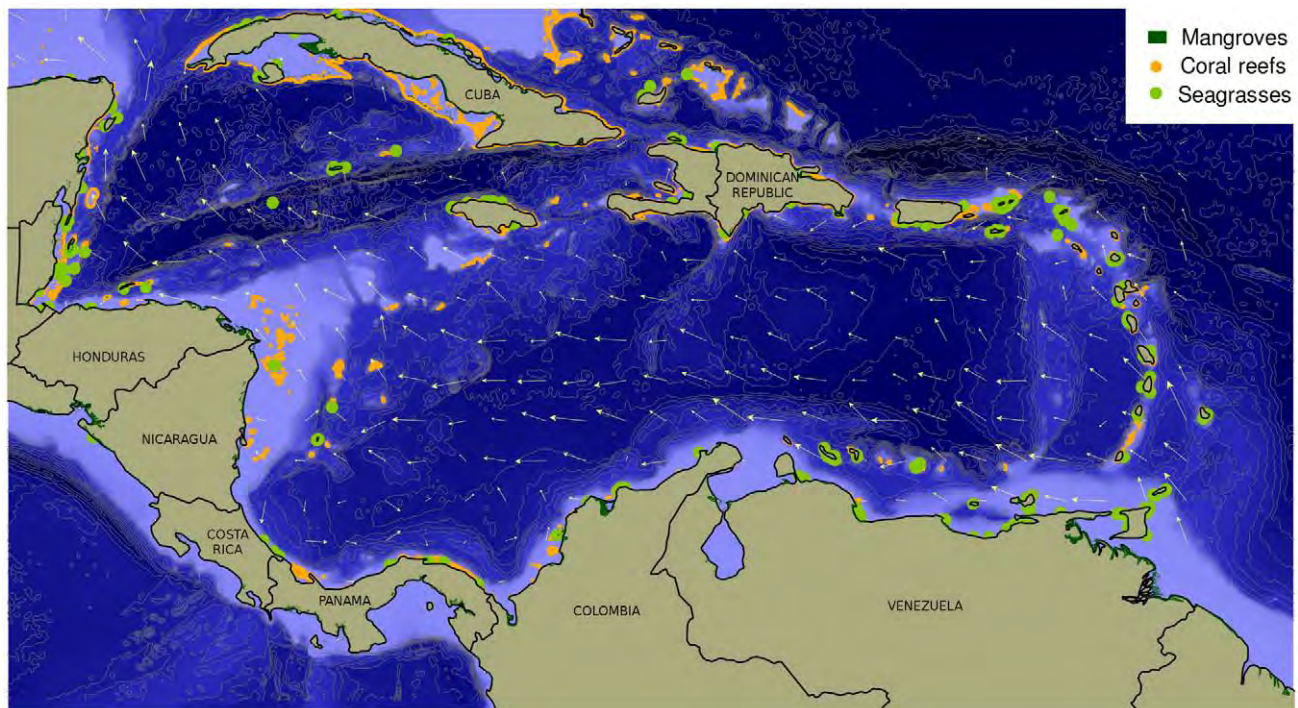
**Received:** March 11, 2010; **Accepted:** June 16, 2010; **Published:** August 2, 2010

**Copyright:** © 2010 Miloslavich et al. This is an open-access article distributed under the terms of the Creative Commons Attribution License, which permits unrestricted use, distribution, and reproduction in any medium, provided the original author and source are credited.

**Funding:** The Alfred P. Sloan Foundation, the Centro de Biodiversidad Marina CBM and the Decanato de Investigación y Desarrollo of the Universidad Simón Bolívar provided funds for this work. The Smithsonian Marine Sciences Network provided financial support of the fish work. The funders had no role in study design, data collection and analysis, decision to publish, or preparation of the manuscript.

**Competing Interests:** The authors have declared that no competing interests exist.

\* E-mail: pmilos@usb.ve



**Figure 1. Bathymetry, main currents, and ecosystems of the Caribbean Sea.** Arrows representing average surface ocean currents were derived from the Hybrid Coordinate Ocean Model, or HYCOM (<http://hycom.org>). Coral reef data were obtained from the World Resources Institute (<http://www.wri.org/publication/reefs-risk-caribbean>). Data on seagrasses were extracted from version 2.0 of the global polygon and point dataset compiled by UNEP World Conservation Monitoring Centre (UNEP-WCMC), 2005. Mangrove data were extracted from version 3.0 of the global polygon dataset compiled by UNEP-WCMC in collaboration with the International Society for Mangrove Ecosystems (ISME), 1997. doi:10.1371/journal.pone.0011916.g001

Caribbean Plate. The first suggests that the Caribbean crust was formed between the South American and North American plates (model reviewed in Meschede and Frisch [10]). The second suggests a late Mesozoic origin of the Caribbean crust in the Pacific region as a result of a flood basalt event at the Galapagos hot spot and a later drift to the east during the Cenozoic times [11–13]. Meschede and Frisch [14], concluded from geological, geochronological, and paleomagnetic evidence that the Caribbean crust was originally formed in an inter-American position (adjacent to the northwestern margin of South America) during the middle to upper Cretaceous, not in the Galapagos hot spot, and that the source for the Caribbean flood basalt must be a plume between the two Americas that was active during the middle and upper Cretaceous. The Eocene basalt and the pelagic cover formed a relatively deep floor in which arc-derived turbidites and pelagic sediments have accumulated over 25–30 millions of years.

The ratio of continental margin to total open ocean area in the Caribbean basin is larger than in the major ocean basins, meaning that the margins have greater potential importance to physical, geological, and biological processes. Major river systems and associated features characterize the seafloor on the continental shelf and influence the offshore habitats with sediment input. The coastal ecosystems in the Intra Americas Sea (IAS) are highly productive in contrast to the oligotrophic offshore waters, and are mainly characterized by particulate organic carbon (POC) flux. In offshore waters the pelagic deposition and turbidity currents have been correlated with the benthic macrofaunal standing stock [15]. With the exception of restricted turbid coastal areas near rivers, the most salient feature of the IAS is its warm, transparent water, compared to other large ocean systems. This water clarity is a function of the oligotrophic conditions and strong influence of

oceanic water masses in the region. The Orinoco plume spreads widely over the Caribbean affecting significantly the optical properties of the water in the eastern Caribbean Sea by introducing large amounts of colored dissolved organic matter and nutrients and thus increasing primary productivity [16]. Elevated pigment concentrations are visible within the southern Caribbean where the shoaling of the deep chlorophyll maximum and dispersal of the water mass occur [17]. The sediment and organic matter particles transported from the Orinoco and Amazon rivers by the northward moving Guiana current enter and disperse in the Caribbean Sea and the near Atlantic [18] and are deposited on the western flank of the Aves Ridge. Higher zooplankton production in the southeastern Caribbean may also enhance transport of organically rich suspended matter into fecal pellets that have accelerated sinking rates (Richardson et al 1995). This labile organic matter raining from the overlying water is tightly coupled with the benthic assemblages in the Venezuela Basin [19]. Based on penetration profiles done with an echosounder, a continuous sedimentation from the water column to the seafloor characterizes the Puerto Rico Trench. The top 10 cm of this sediment is brown to brownish gray and shows evidence of both coastal and pelagic input [20].

The most characteristic ecosystems in the Caribbean are coral reefs covering about 26,000 km<sup>2</sup> [21], seagrass beds with an area of about 66,000 km<sup>2</sup> [22], and mangroves at nearly 11,560 km<sup>2</sup> [23]. Although the Caribbean has been considered as oligotrophic, it can be better defined as mesotrophic, depending on the time of the year [24]. The intrusion of the Orinoco River during autumn generates large concentrations of chlorophyll a in the eastern Caribbean, which can be carried up to the island of Puerto Rico [24]. Moreover, strong trade winds during winter and spring are

responsible for coastal upwelling along much of the coastline of northeast Colombia and Venezuela, bringing nutrients to the surface and increasing the concentration of phytoplankton biomass in that area [1,25]. The deep-sea habitats in the Caribbean Sea and surrounding areas include typical abyssal soft-sediment extensions, numerous small canyons [26], and wide (10 km) and low-relief (<5 m) channels over the Orinoco deep-sea fan, an accretionary prism near Barbados [27], seamounts (e.g., Niobe, Chía, Ubaté, Calima), ridges (e.g., Tayrona, Aves), hills (e.g., Aracataca, Tumaco, Pijao), tablemounts (Explorer) where encrusting coralline algae have been recorded at 268 m depth in the Bahamas [28], knolls (e.g., Naquí, Nectier), and escarpments (Hess). According to the latest marine biogeographic classification system into marine ecoregions (Marine Ecoregions of the World or MEOW) [29], the Greater Caribbean is part of the Tropical Northwestern Atlantic Province which comprises nine ecoregions: Western Caribbean, Southwestern Caribbean, Eastern Caribbean, South Caribbean, Greater Antilles, Bermuda, Bahamian, Southern Gulf of Mexico, and Floridian. In this paper, we will focus on the first five ecoregions, which include the entire Caribbean basin and the north of the islands of the Greater Antilles. The other four ecoregions are developed in another article in this collection [30].

### History of exploration of marine biodiversity in the Caribbean

Species inventories are the most elementary data in ecology, biogeography, and conservation biology. Species records are mostly used to determine the number of species occurring in a given area, but they can also be employed to determine distribution patterns, for the identification of biodiversity “hot spots” or for designing conservation strategies [31,32].

Species extinction has reached unprecedented rates on both land and ocean [33,34], and these rates are much higher than those of new species discovery [35,36]. This suggests that there is a crisis in global information or, in other words, a critical weakness in the world’s “knowledge economy” [37]. The increasing human impacts on marine biodiversity and the need to optimize and set priorities among limited resources for implementing conservation measures have impelled the description of diversity patterns and, consequently, have encouraged the use of taxonomic inventories [38,39]. However, the use and comparability of species inventories are limited by the extent of their completeness and the heterogeneity of sampling effort between sites or areas [40].

The Caribbean contains the greatest concentration of marine species in the Atlantic Ocean and is a global-scale hot spot of marine biodiversity [32]. Because the Caribbean is regarded as a distinct biogeographic province of the Tropical Western Atlantic Region, several authors (e.g., [29,41–46]) have proposed more detailed biogeographic regionalizations within the Caribbean, using a variety of criteria for defining divisions.

The growth of human population, particularly in coastal zones, and the environmental pressures imposed by economic growth and climate change pose great challenges to the future conservation of marine ecosystems and species diversity. In particular, the Caribbean Sea has large population densities, a long history of human use of marine resources, and remarkable land-based sources of pollution associated with oil production, port and tourism development, deforestation, and agriculture [45,47]. The areal coverage of mangroves in the Caribbean has decreased by about 1% per year since 1980 [47]. Live coral cover has already declined by as much as 80% in many areas of Caribbean reefs over the last two decades because of various human activities and global warming [48,49], and 35% of the region’s fish stocks are overexploited [50,51]. Despite a long history of scientific research

in the region, our present knowledge about Caribbean marine biodiversity and species distribution does not satisfy the needs for objectively defining geographic conservation priorities and designing management plans at a regional scale. This is one of the reasons why conservation planners often make use of surrogates of species diversity (e.g., presence of habitats, bottom topography, wave exposure) to offset uncertainty and lack of detailed information (see [52,53]), as has been the case in various recent attempts to determine the relative importance of sites for conservation in the Caribbean (e.g., [54–56]).

Although the first scientific expedition to the New World did not occur until 1799, species discoveries and descriptions of marine organisms from the Caribbean started several years earlier from preserved fishes, coral skeletons, and mollusk shells collected during exploration voyages. These samples were transported to Europe, where they were described and deposited in museum collections. With a few exceptions, such as Charles B. Adams (1814–53) and William Stimpson (1832–72), who spent several years collecting and studying marine mollusks in the Caribbean, most of the taxonomists who described marine species from the Caribbean until the end of the nineteenth century were land based, working in museums or universities. Such taxonomists seldom collected specimens themselves in the field and had a limited knowledge of the distribution and ecology of the samples they received. With only a single specimen of each species, a shell, or a fragment of a colony, these naturalists worked with a magnifier, a lamp, paper, ink, and a pen on a bench, with approximate information about the locality where the specimen was found. Local and geographic morphological variability could not be assessed. Nevertheless, they did a remarkable job with their descriptions and drawings. By the beginning of the twentieth century, about half of the marine species known today from the Caribbean had already been described.

A remarkable impulse to the knowledge of Caribbean species diversity, particularly from deep waters, stemmed from several scientific cruises conducted in the late nineteenth century. In particular, the cruises of the U.S. Coast Survey vessel *Blake* (1877–80), under the scientific supervision of Alexander Agassiz, became a pivotal event in the exploration of the Gulf of Mexico and the Caribbean; hundreds of species of hydroids, corals, antipatharians, crustaceans, echinoderms, annelids, mollusks, fishes, and other organisms from depths of up to 3,000 m were described based on the collections obtained from the *Blake* expeditions. A second impetus in Caribbean species inventories occurred in the 1970s with the advent of scuba diving and more extensive collections that greatly helped to refine the taxonomical classifications and increase the knowledge of the taxonomy, ecology, and variability of many groups.

### Research capacity in the Caribbean region

Most Caribbean countries (with the exception of Haiti, Honduras, Guatemala, Nicaragua, and some of the small insular states) have well-known marine research stations and laboratories, which are usually tied to academic institutions with long-standing traditions in the study of marine organisms. The majority of them, despite different cultures, financial resources, and capabilities, have developed a common interest in cooperation and networking since the 1980s, through national and local government departments and nongovernmental organizations (NGOs); universities and other tertiary learning institutions; regional intergovernmental organizations (IGOs); UN organizations; and international NGOs.

The first regional marine science organization in the Caribbean, the Association of Marine Laboratories of the Caribbean (AMLC), was established in 1957 by nine research institutions. It evolved into a confederation of more than 30 marine research, education, and



resource management institutions and more than 300 individual members. Its main objective is to encourage the production and exchange of research and resource management information, to advance the cause of marine and environmental education in the region, and to facilitate cooperation and mutual assistance among its membership ([www.amlc-carib.org/](http://www.amlc-carib.org/)). One of the most successful research programs developed on the strength of the AMLC was the Caribbean Coastal Marine Productivity Program (CARICOMP), which was a regional scientific program supported by UNESCO and the U.S. National Science Foundation. The aims of this program included the monitoring of long-term changes in the three main coastal ecosystems in the Caribbean region—mangroves, seagrass beds, and coral reefs, while it left the offshore and deep-sea habitats remaining poorly documented. Monitoring activities and data collection began in 1992 at 29 sites in 22 countries and territories, using standard research methods, building regional capacity and shared expertise (<http://www.unesco.org/csi/act/caricomp/summary14.htm>). Data was archived at the CARICOMP Data Centre at the University of the West Indies in Jamaica. While this program has formally ended, at present, CARICOMP monitoring activities still take place in Colombia, Panama, Costa Rica, and Venezuela, among other sites. Currently, discussions are being held within the AMLC about the need to continue a regional monitoring program.

Another remarkable regional scientific initiative in the region includes the Cooperative Investigations of the Caribbean and Adjacent Regions (CICAR) dating back to the 1970s. Its aim was to develop capabilities among the participating countries to carry out marine scientific research and the understanding of oceanographic processes in the Caribbean region [2]. As a successor organization to CICAR, in 1982 IOCARIBE (the Sub-Commission for the Caribbean and Adjacent Regions, of the Intergovernmental Oceanographic Commission (IOC) of UNESCO) was created, with 19 member states.

A Protocol of the Convention for the Protection and Development of the Marine Environment of the Wider Caribbean Region came in effect into 1986 to protect the endangered marine life of the Caribbean by prohibiting human activities that would result in the continued destruction of such marine life in various areas. The protocol has been ratified by 15 countries and diverse NGOs, such as The Nature Conservancy, the World Wildlife Fund, and the Caribbean Conservation Corporation, that have been involved in the preservation of Caribbean marine life. The Census of Marine Life (Census) program became involved in the region in 2004 with the Caribbean Marine Biodiversity Workshop. In this workshop, 10 of the largest Caribbean countries reviewed the status of knowledge of marine biodiversity within their boundaries (Venezuela, Colombia, Panama, Costa Rica, Mexico, Bermuda, Cuba, Jamaica, Puerto Rico, and the Dominican Republic), resulting in the production of a regional report (see [39]). The workshop also led to a productive interaction between researchers, conservation agencies, and oil companies, which established links for international collaboration and future partnerships within the Census umbrella. The main projects that the Census advanced in the Caribbean region were History of Marine Animal Populations (HMAP), Natural Geography in Shore Areas (NaGISA), Continental Margin Ecosystems on a Worldwide Scale (COMARGE), and Biogeography of Deep-Water Chemosynthetic Ecosystems (ChEss). These projects carried out field work in several sites in the region and the data can be found in the Ocean Biogeographic Information System (OBIS). The most recent of these expeditions (April 2010) was the British cruise on the Royal Research Ship *James Cook* to the Cayman Trough, the world's deepest undersea volcanic rift, which runs

across the Caribbean seafloor. Besides these projects, the region also participated in Antarctic research with the Census of Antarctic Marine Life (CAML) project. The Caribbean region also contributed substantial amounts of data to the Ocean Biogeographic Information System (OBIS) database and proposed a sister project to the established Census of Coral Reef Ecosystems (CReefs), aimed to update and clarify the taxonomy and distribution of the major benthic coral reefs groups. In addition, it established a network of researchers associated with the International Census of Marine Microbes (ICoMM) project. Besides contributing significantly to the knowledge of marine biodiversity in the Caribbean region, the Census established regional networks for scientific cooperation.

In 2005 the United Nations General Assembly endorsed the need for a regular process for global reporting and assessment of the state of the marine environment. The “Assessment of Assessments,” begun during the start-up phase of the process, has as its main objective an overview of the geographic and thematic coverage of existing assessments on oceans and coastal areas at regional and global levels. The assessment established the relative importance of issues being assessed in the region and analyzed the capability of the region to undertake future assessments of issues that have clear links to neighboring regions. These future assessments include biodiversity, ecosystems (corals, mangroves, seamounts), mammals, genetic resources, and invasive alien species. The spatial framework developed for the Assessment of Assessments is based on both biogeographic factors and administrative structures conducive to an ecosystem approach. The Caribbean Sea was recognized as such an entity for that assessment.

Here we analyze the state of knowledge of Caribbean marine biodiversity using georeferenced species-record data and species lists for localities within that region. Our first goal is to analyze spatial heterogeneity of the data to determine gaps in knowledge and the effect of biases in the distribution of geographical data within the established ecoregional biogeographical divisions in the Caribbean. Our second goal is to assess patterns in the distribution of members of these five groups of marine organisms and test if species distribution actually fits to the biogeographic model of the five ecoregions proposed. The paper also discusses the role of the Census of Marine Life program in advancing knowledge about marine biodiversity in the Caribbean as well as the major threats to marine biodiversity in the region. Our hope with this paper is to increase awareness of the value of taxonomic inventories and of how much and where scientific sampling is needed to understand better the large-scale geography of Caribbean marine biodiversity.

## Methods

To compile available data on marine species diversity in the Caribbean, we used two approaches. The first approach was to summarize the number of species for all taxonomic groups using georeferenced species records from open-access databases (especially OBIS) and from local, country, territory, and regional checklists. The second approach was to produce revised species lists for the relatively well known taxonomic groups (sponges, stony corals, polychaetes, mollusks, amphipods, and echinoderms) by country or subregions (where there is information available). Only taxonomically valid species were included, based on the expertise of taxonomist authors of this paper. Introduced and invasive species were also incorporated. We also reviewed records of the distribution of shallow-water shore fishes within the Caribbean, as well as deep-sea records (below 200 m depth) for all taxonomic

groups. The main data sources used for constructing these matrices are presented in Table 1, which lists the essential literature for marine biodiversity studies in the Caribbean.

In order to test the hypothesis of different species composition assemblages for each of the five marine ecoregions of the Caribbean area (as proposed by Spalding et al. [29]), we used a permutational multivariate ANOVA [57] as implemented in R package “vegan” [58]. Using the country presence-absence matrix for each taxonomic group, we estimated a dissimilarity matrix based on Sorensen’s index, and then each country was recoded as a member of its particular ecoregion. If the ecoregional pattern for a particular taxa represents different species assemblages, a statistically different community ordination should result in the analysis. A graphical representation of the ordination was made using a non-metric multidimensional scaling, so countries within the same marine ecoregion would be expected to group closely in the MDS. Countries or territories considered within each of the marine ecoregion were: (1) *Western Caribbean*: Mexico, Belize, Honduras, Guatemala, (2) *Southwestern Caribbean*: Nicaragua, Costa Rica, Panama, Colombia, San Andres Island, (3) *Southern Caribbean*: Venezuela, the Netherland Antilles (Aruba, Bonaire and Curacao), Trinidad and Tobago, (4) *Greater Antilles*: Cuba, Jamaica, Puerto Rico, Dominican Republic, Haiti (these last two together are also

known as Hispaniola Island), Cayman Islands, (5) *Eastern Caribbean*: Barbados, Virgin Islands, and combined information from several of the islands comprising the Lesser Antilles. To analyze the relative contribution of each ecoregion to the Caribbean regional diversity (gamma diversity), we used the contribution partition analysis proposed by Lu et al. [59]. Each ecoregion’s species list (richness) represents the ecoregional diversity. According to the partition of species diversity, where the regional (gamma) diversity is the sum of the local (alpha) and interlocal (beta) diversity, an index of relative contribution of each term could be estimated. For each ecoregion, the greater the number of species that are listed, the higher its alpha diversity. However, depending on the number of endemic or exclusive species in an ecoregion, the relevance of this ecoregion to the relative contribution to the gamma diversity could change. The same analysis was done for individual countries to determine which of the countries within each ecoregion contributed more to the gamma diversity. For example, a country or subregion with few species, many of which are endemic (or exclusive), contributes more to the regional diversity than a country with many but wide-ranging species.

Additionally, to assess whether or not the rate of discovery of a particular type of fauna shows a tendency to decline, thus indicating that we are approaching its full description, we

**Table 1.** Sources of data used to estimate total number of marine species for different taxa and for the deep sea.

Taxa/Environment	Literature, museum and database sources
<b>Algae</b>	[159–162] Museums: HNV, MMM Databases: www.obis.org
<b>Porifera</b>	[72,89–92,114,163–187] Databases: www.marinespecies.org/porifera / www.spongeguide.org / www.obis.org
<b>Scleractinia</b>	[95,186,188,189–202] Databases: www.reefbase.org
<b>Polychaeta</b>	[203–207]
<b>Mollusca</b>	[137,208–220] Museums: MHNMC, NMNH Databases: www.malacolog.org / www.sealifebase.org / www.marinespecies.org www.cephbase.utmb.edu / www.redciencia.cu/cdbio/Contenido www.jaxshells.org/cayman.htm / www.jaxshells.org/abc.htm
<b>Amphipoda</b>	[221–239] Museums: GCCAS, USB-ANF, UMML, MNCN, MBUCV, ZMA, BMNH Databases: www.obis.org
<b>Echinodermata</b>	[82,105,107,109,240–279] Museums: GCCAS Databases: www.itis.gov
<b>Pisces</b>	[115,280–289] Museums: NMNH Databases: www.obis.org / Personal database of coauthors DRR and FAZ
<b>Deep sea (*)</b>	[251,261,263,274,279,290–297]

GCCAS: Geology Collection of the California Academy of Sciences, San Francisco, USA.

USB-ANF: Collection of Peracaridean Crustaceans – Amphipods from Museo de Ciencias Naturales – Universidad Simón Bolívar, Caracas, Venezuela.

UMML: Marine Invertebrate Museum, Rosenstiel School of Marine and Atmospheric Science, University of Miami, USA.

MNCN: Museo Nacional de Ciencias Naturales, Madrid, Spain.

MBUCV: Museo de Biología de la Universidad Central de Venezuela, Caracas, Venezuela.

ZMA: Zoological Museum of Amsterdam, Amsterdam, The Netherlands.

BMNH: British Museum of Natural History, London, UK.

HNV: Herbario Nacional de Venezuela, Caracas, Venezuela.

MMM: Museo del Mar, Isla de Margarita, Venezuela.

MHNMC: Museo de Historia Natural Marina de Colombia, INVEMAR, Santa Marta, Colombia.

NMNH: National Museum of Natural History, Washington D.C., USA.

(\*)The deep-sea review encompasses 1,530 species grouped in 12 phyla [Porifera, Cnidaria, Chaetognata, Mollusca, Sipunculida (still considered separate from Annelida), Annelida (subdivided into Polychaeta and Echiura), Bryozoa/Ectoprocta, Brachiopoda, Pycnogonida, Crustacea, Echinodermata, and Cephalochordata (demersal fish only)].

doi:10.1371/journal.pone.0011916.t001

established the number of new species described per year and plotted accumulation curves for fishes, mollusks, and echinoderms. Since the quality of taxonomic inventories depends strongly on the availability of identification guides and taxonomic experts, our review also included an account of these resources for each taxonomic group (Table 1).

## Results

### Taxonomic inventories

At least 12,046 species have been reported to occur in the Caribbean Sea (Table 2, Table S1). These include representatives from 31 animal phyla, two plant phyla (green and red algae and Angiospermae: mangroves and seagrasses), one group of Chromista (brown algae), and three groups of Protoctista (Foraminifera, Dinoflagellata and Amoebozoa). The quality of information available differs considerably among these taxa, and only poor information is available on bacteria, Cyanophyceae, and diatoms (Chrysophyta). For the Dinoflagellate (Pyrrhophyta), 85 invertebrate species within the Anthozoa, Hydrozoa, Scyphozoa, Actinaria, Gorgonacea, Zoanthidae, Corallimorpharia, and Gastropoda have been reported to have one or more clades of the symbiotic dinoflagellate *Symbiodinium*, with a total of 31 different clades (Table 3, Table S2). For many taxonomic groups, the number of known species is constantly increasing as new species are described or are recorded for the first time in the region. Knowing the taxonomic background (availability and expertise) of the region, we had not expected to be able to produce species lists of the same quality for the different taxonomic groups. However, for most of the groups, our review can be considered satisfactory. We consider only 16 of the 78 (about 20%) species counts at the phylum to order level (Table 2 and Table S1) deficient in quality or incomplete: Fungi, Placozoa, Entoprocta, Brachiopoda, Phoronida, Nemertea, Gnathostomulida, Pogonophora, Rotifera, Priapulida, Kinorhyncha, Tardigrada, Nematoda, Branchiopoda (Cladocera), Ostracoda, and Urochordata. Species in these taxa represent probably less than 5% of the species reported in Table 2. The counts for the remaining groups should be considered satisfactory, with a presumable error margin of less than 5%. However, about half of these counts would greatly benefit from further taxonomic review. No species were reported from four phyla (Nematomorpha, Loricifera, Micrognathozoa, and Cyclophora), which is probably because of a lack of taxonomic attention rather than the absence of these groups from Caribbean waters. By far, the most speciose taxa are Mollusca (3,032 species), Crustacea (2,916 species), and Pisces (1,336 species), which together account for about 60% of the total biota. Mollusks are also the most diverse group for all countries and ecoregions (Table 4).

The number of endemic species could be established with relatively high confidence for only 21 of the 78 higher taxa (27%) (Table S1). The total number of endemic species for those taxa is 1,563, which represents 25.6% of the species for these groups. However, this estimate of endemism cannot be extrapolated to the whole Caribbean biota, because the relative contribution of the different taxa varies strongly. For example, about 45% of the fish species are considered Caribbean endemics, whereas endemism in mollusks amounts to about 26% and in copepods to only 2%. Notable differences are also apparent between closely related groups, such as the proportions of endemics among the bivalves (17.9%) and Gastropoda (29.3%), as well as those among Amphipoda (1.3%), far lower than that among Copepoda (9.2%). Note that these estimates hold only for the Caribbean Sea as defined above and not for the so-called Greater Caribbean, which also encompasses the Gulf of Mexico, Florida, the Bahamas,

and Bermuda. Since the Caribbean shares many species with these adjacent regions, each of which has its own endemics, estimates of endemism for the Greater Caribbean are likely to be higher.

With the exception of mangroves, seagrasses, mammals, birds, and reptiles, we can expect that the number of species recorded in the Caribbean will increase in the future for the majority of taxa, particularly for those groups scored lower than 3 for “state of knowledge” in Table 2 and Table S1. However, even for relatively well known groups, such as mollusks, echinoderms, and fishes, the inventories have by no means been completed, and further discoveries (descriptions of new species or first Caribbean records of known species) ought to be expected. For relatively well known and not very species-rich groups, such as echinoderms, the accumulation curve of species discovery in the Caribbean shows that it is approaching an asymptote. In contrast, the accumulation curves of species-rich groups, including mollusks and fishes (Figure 2), suggest that a full inventory of these taxa is still far from being completed and that, despite the long history of collecting in a relatively small area, there are still many species to be discovered. As an example that supports this assertion, the map on Figure 3 shows the spatial distribution of 161,000 datapoints representing historical fish records in the Greater Caribbean, which represent 2,927 areas or localities of 10×10 km. That distribution indicates that within this region, large areas, even along the coastal zones, are seriously undersampled. Those areas include a large portion of Cuba, the large area of continental shelf off Nicaragua and Honduras, the ocean banks between Nicaragua and Jamaica and between Honduras and the Caymans, all of Hispaniola, the extreme northeastern Lesser Antilles, and some of the reefs offshore from Venezuela. In general, sampling effort has been best for shallow nearshore waters, where there is relatively good coverage of species records, especially along the southern Caribbean coasts (Belize, Costa Rica, Panama, Colombia, and Venezuela), in Puerto Rico, and much of the Lesser Antilles.

The collecting effort in settings deeper than 200 m has been concentrated along the Mexican and Colombian continental slopes and abyssal plains, the north and south coasts of the eastern two-thirds of Cuba, the south coast of Jamaica, and the Lesser Antilles arc. Elsewhere in the Caribbean, records are much more sparse and scattered. Very few records exist for areas between Honduras and Panama, along the shelf north of Venezuela, and off western Cuba (Figure 4). The Caribbean basin deep-sea species database includes 1,530 species grouped in 12 phyla: Porifera, Cnidaria, Chaetognata, Mollusca, Sipunculida, Annelida, Bryozoa/Ectoprocta, Brachiopoda, Pycnogonida, Crustacea, Echinodermata, and Cephalochordata (demersal fish only). Further, the data derived from these distributions of sampling effort in the deep sea, even in relatively heavily sampled areas, are limited by the fact that different sampling methods were used in different areas and that the long history of collecting has occurred in bursts of activity in different places at different times.

For many species groups in the Caribbean, the only currently active taxonomists work in universities, museums, or research institutions outside the region. Current local expertise is completely lacking for several important taxa, particularly those with small body sizes and little economic significance, such as Mesozoa, Nemertea, Phoronida, Brachiopoda, Pogonophora, Kinorhyncha, and Chelicerata. The best-covered taxa with local expertise are Angiospermae, Aves, Reptilia, and Pisces, and moderate capacity exists for Porifera, Polychaeta, and some groups of Algae, Crustacea, Mollusca, and Cnidaria (Table 2). Moreover, only a small fraction of the local experts are employed as full-time systematists or taxonomists. For several groups, the coverage of available guides and identification keys for known species is good

**Table 2.** Diversity, state of knowledge, and expertise of the main taxonomic groups within the Caribbean region.

Taxonomic group	No. species <sup>1</sup>	State of knowledge <sup>2</sup>	No. introduced species	No. experts	No. identification guides <sup>3</sup>
<b>Domain Archaea</b>	ND	ND	ND	ND	
<b>Domain Bacteria (including Cyanobacteria)</b>	5	1	ND	ND	
<b>Domain Eukarya</b>					
<b>Kingdom Chromista</b>					
Phaeophyta	71	4	ND	10	1
<b>Kingdom Plantae</b>					
Chlorophyta	170	4	2	10	1
Rhodophyta	320	3	3	10	1
Angiospermae	14	5	1	13	2
<b>Kingdom Protocista (Protozoa)</b>					
Dinomastigota (Dinoflagellata)	>31 (*1)	2	ND		
Foraminifera	704	2	ND		1
<b>Kingdom Animalia</b>					
Porifera	519	4	1	7	4
Cnidaria	994	1–3	5	20	8
Platyhelminthes	129	3	ND	2	1
Mollusca	3032	1–4	6	20	8
Annelida	658	3	2	31	1
Crustacea	2916	2–4	7	57	10
Bryozoa	131	2	2	2	0
Echinodermata	438	3–4	ND	5	2
Urochordata (Tunicata)	62	3	1	ND	1
Other invertebrates	402				
Vertebrata (Pisces) (*2)	1336	3–5	15	~55	16
Other vertebrates	59	4–5	0	>150	10
<b>SUBTOTAL</b>	<b>11,991</b>				
<b>TOTAL REGIONAL DIVERSITY<sup>4</sup></b>	<b>12,046</b>		<b>45</b>	<b>388</b>	<b>67</b>

**Notes:**

<sup>1</sup>Sources of the reports: databases, scientific literature, books, field guides, technical reports.

<sup>2</sup>State of knowledge: 5 = very well known (>80% described, identification guides <20 years old, and current taxonomic expertise); 4 = well known (>70% described, identification guides <50 years old, some taxonomic expertise); 3 = poorly known (<50% species described, identification guides old or incomplete, no present expertise within region); 2 = very poorly known (only few species recorded, no identification guides, no expertise); 1 = unknown (no species recorded, no identification guides, no expertise). <sup>3</sup>Identification guides cited in Table 1 and in References.

<sup>4</sup>Total regional diversity including all taxonomic groups as reported in Appendix 1.

(\*1) At least 31 clades of the genus *Symbiodinium* are found in 85 species of invertebrates.

(\*2) Shore fish species that occur in the upper 100 m of the water column.

ND = No data.

doi:10.1371/journal.pone.0011916.t002

(marine mammals, fishes, turtles, birds, reef corals, reef sponges, ascidians, mollusks, amphipods, algae), although some are outdated. However, for many other groups, such guides are either inadequate or completely lacking (Table 2). One of the most recent regional taxonomic guides in the region is on shallow-water ascidians and includes descriptions and photographs of living animals [60].

### Geographic patterns of species richness

The species of sponges (Table S3), scleractinian corals (Table S4), polychaetes (Table S5), mollusks (Table S6), amphipod crustaceans (Table S7) and echinoderms (Table S8) were compiled for the different countries or subregions within the Caribbean. Spatial patterns of species diversity usually exhibit relatively definitive gradients or shift progressively in space, unless

ecological factors change abruptly. We expected to find species composition to be more similar between countries within one ecoregion in relation to countries within a different ecoregion or with areas located farther apart, however, this was not observed (Figure 5). The MDS ordination of the species by country within ecoregions is very different from one taxonomic group to the other, and no significant differences were found in species composition between ecoregions for any of the taxonomic groups. MDS stress values for the figures were very low (0.005–0.129), indicating that the 2-dimensional plots are a good representation of the data [61]. The species composition of sponges throughout the Caribbean is relatively homogenous with the exception of Curacao, Puerto Rico, Virgin Islands, and Barbados. Barbados and the Virgin Islands are both from the Eastern Caribbean region, and despite being different in



**Table 3.** Summary of *Symbiodinium* clades (Dinoflagellata) found in invertebrates sampled in the Caribbean.

Taxonomic group	Clade designation of symbiont	Reference
Anthozoa Scleractinia (47)	A, A3, A4a, B, B1, B5a, B6, B7, B9, C, C1, C1a, C2, C3a, C3c, C3e, C4, C9, C11, C12, D, D1a,	[298–312]
Anthozoa Actinaria (5)	A3, A4a, B1, C1	[301,305]
Anthozoa Zoanthidae (3)	A3, A4, B1, C1, C3, D1	[301,305,313]
Anthozoa Corallimorpharia (3)	C1, C3c	[301,305]
Scyphozoa (2)	A1, A3, B1, C1	[301,305]
Hydrozoa (3)	A3, A4, A4a, B1	[301,305]
Gorgonaceae (21)	B1, B1a, B1b, B8, B9, B19, C1, C3	[301,305]
Gastropoda (1)	B1, C4	[305]
<b>Total species = 85</b>	<b>Total clades = 31</b>	<b>Total references = 17</b>

**Note:**

Numbers in parentheses beside the taxonomic group represent the number of species within that group reported to have symbiosis with *Symbiodinium* clades (See Table S2 for the complete list of species known to have different clades of *Symbiodinium* as symbionts).

doi:10.1371/journal.pone.0011916.t003

composition from the rest, they are also different from each other (Figure 5a). The same tendency of species homogeneity throughout the Caribbean can be observed for corals, with the exception of Trinidad and Tobago and Guatemala (Figure 5b). For mollusks, species composition was similar within several countries from the Greater Antilles ecoregion (with the exception

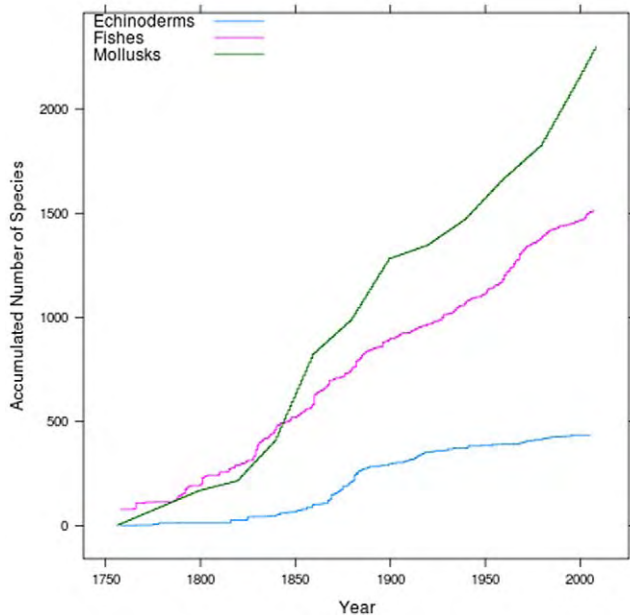
of Hispaniola island), for the Western Caribbean, for the Southwestern Caribbean (with the exception of San Andres Island), and for the Southern Caribbean. The Eastern Caribbean was grouped closely with all of the ecoregions except for the Southern Caribbean (Figure 5c). In the case of amphipods, Cuba, Mexico, and Venezuela are closely grouped together which is

**Table 4.** Number of Caribbean species of sponges (Spon), scleractinian corals (Cor), mollusks (Moll), amphipods (Amph), and echinoderms (Echi), per kilometer of coast per country within the five ecoregions.

Ecoregion/country	Spon	Cor	Moll	Amph	Echi	Total species	Coastline length (km)	Species/100 km
<b>WESTERN CARIBBEAN</b>	<b>243</b>	<b>73</b>	<b>938</b>	<b>142</b>	<b>268</b>	<b>1664</b>	<b>2089</b>	<b>80</b>
Mexico (Yucatán)	118	63	733	133	182	1229	911	120
Belize	193	51	580	24	134	982	386	248
Honduras		62	580		95	737	644	114
Guatemala		27			23		148	34
<b>SOUTH-WESTERN CARIBBEAN</b>	<b>222</b>	<b>81</b>	<b>1451</b>	<b>91</b>	<b>284</b>	<b>2129</b>	<b>3880</b>	<b>55</b>
Colombia	142	65	1168	63	180	1618	1880	83
Panama	146	62	587	21	155	971	1295	73
Nicaragua		41	129		65	235	493	48
Costa Rica	64	47	638	21	23	793	212	364
<b>SOUTHERN CARIBBEAN</b>	<b>225</b>	<b>87</b>	<b>944</b>	<b>208</b>	<b>151</b>	<b>1615</b>	<b>3444</b>	<b>47</b>
Venezuela	144	79	664	195	124	1206	2722	37
ABC*	113	68	239	20		440	360	117
Trinidad & Tobago		41			55	96	362	27
<b>GREATER ANTILLES</b>	<b>335</b>	<b>91</b>	<b>1943</b>	<b>164</b>	<b>248</b>	<b>2781</b>	<b>8477</b>	<b>33</b>
Jamaica	169	72	824		86	1151	1022	113
Cayman Islands	82	62	477			621	160	388
Puerto Rico	40	72	1078	25	121	1336	501	262
Cuba	255	72	1300	131	145	1903	3735	47
Hispaniola	71	72	572	16	117	848	3059	27
<b>EASTERN CARIBBEAN</b>	<b>126</b>	<b>71</b>	<b>1119</b>	<b>46</b>	<b>79</b>	<b>1441</b>	<b>1322</b>	<b>109</b>
Lesser Antilles								

\*(ABC = Aruba, Bonaire, Curacao).

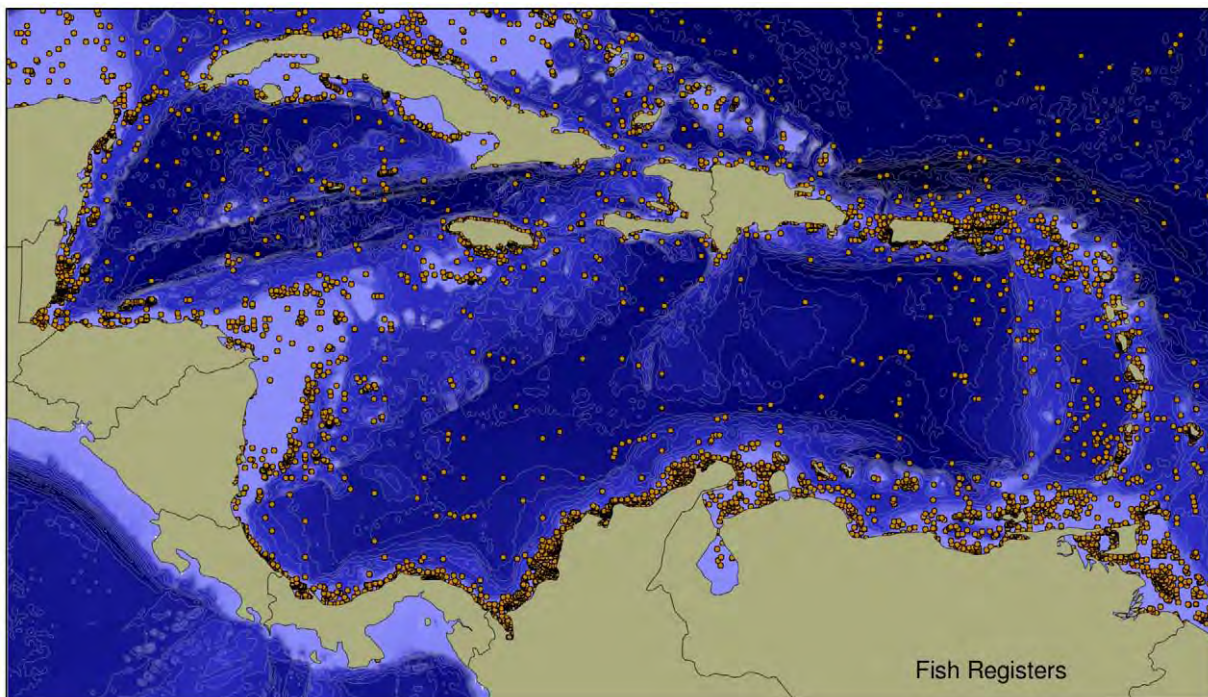
doi:10.1371/journal.pone.0011916.t004



**Figure 2. Species-description accumulation curves for Caribbean mollusks, echinoderms and fishes.**  
doi:10.1371/journal.pone.0011916.g002

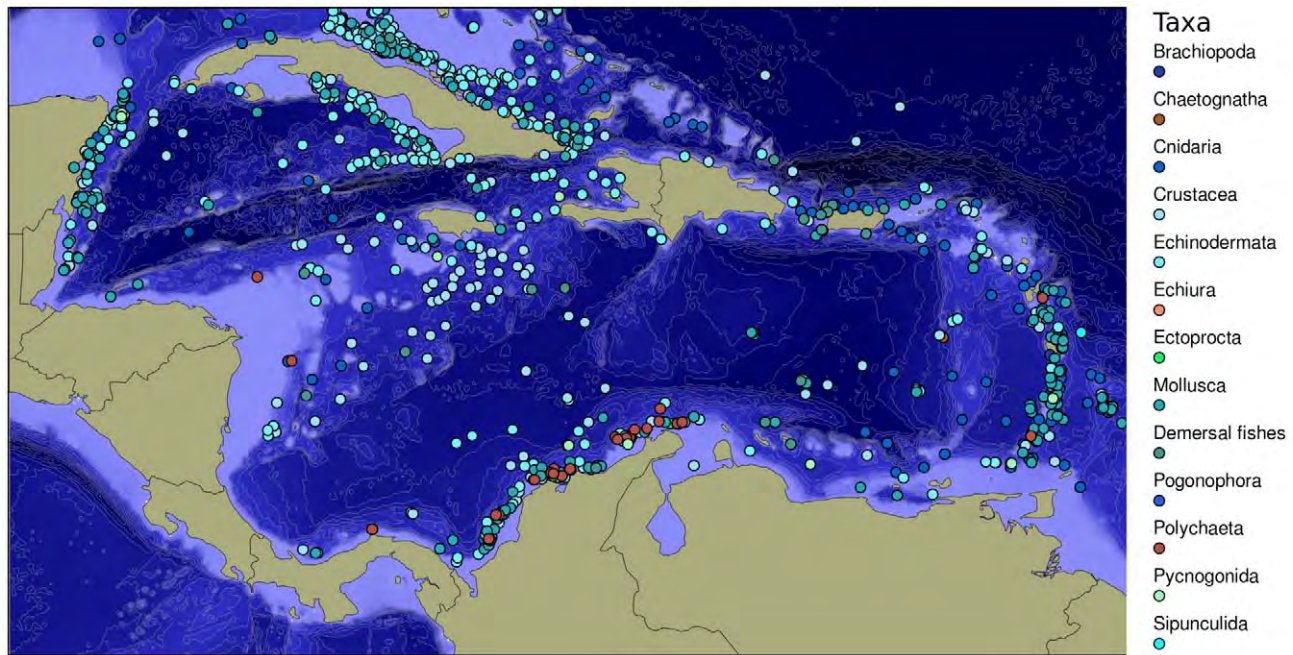
probably an artifact due to the fact that these three countries are the best sampled in the Caribbean with extensive species list for amphipods (these countries list more than 130 amphipod species, while the rest list between 16 to 63 species only). For this group, species composition is relatively similar within the Western Caribbean ecoregion and within the Southwestern Caribbean

ecoregion (Figure 5d). In the case of echinoderms, species composition was relatively similar within the Greater Antilles ecoregion, and within the Western Caribbean ecoregion (Figure 5e). In terms of absolute species richness by ecoregion, for these groups, the most speciose ecoregion was the Greater Antilles with 2781 species, followed by the Southwestern Caribbean with 2129, the Western Caribbean with 1664, the Southern Caribbean with 1615, and finally the Eastern Caribbean with 1441 species (Table 4). The Greater Antilles is also the most speciose region for sponges, corals, and mollusks, while amphipods were more diverse in the Southern Caribbean, and echinoderms in the Southwestern Caribbean. A very large proportion of the species in this compilation is from coastal shallow waters, therefore, coastal length was considered within each of the ecoregions. When the species richness is viewed in terms of species per 100 kilometers of coast, the situation is different: the Eastern Caribbean has the highest number of species per coastal length (109 species/100 km of coast), followed by the Western Caribbean (80), the Southwestern Caribbean (55), the Southern Caribbean (47), and finally the larger area, the Greater Antilles (33 species/100 km of coast) (Table 4). When looking in detail at biodiversity richness within each of the ecoregions, the Porifera are clearly more species rich (165–255 species) in Cuba, Belize, and Jamaica than elsewhere in the Caribbean. This group is significantly less diverse (40–85 species) in Hispaniola, Puerto Rico, and the Lesser Antilles, as well as along the Nicaraguan and Costa Rican coasts. Intermediate richness values (113–146 species) occur in Yucatan, southern Central American, and northern South American coasts, including the Leeward Antilles (Aruba, Bonaire, and Curacao, or ABC Islands, and Venezuelan offshore islands). The Cayman Islands have only 82 reported species, however, the Cayman Islands are small coral islands, and as measured by the number of



**Figure 3. Geographic distribution of shallow water bony fishes and elasmobranchs.** Geographic distribution of 161,000 records of shallow water bony fishes and elasmobranchs in the Greater Caribbean (Caribbean proper plus the Bahamas, the Gulf of Mexico, Florida, and Bermuda). Data were drawn from 20 museum databases, 9 Web databases, and 98 publications.  
doi:10.1371/journal.pone.0011916.g003








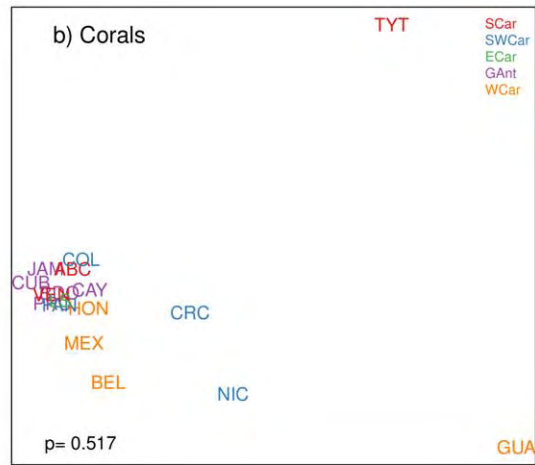
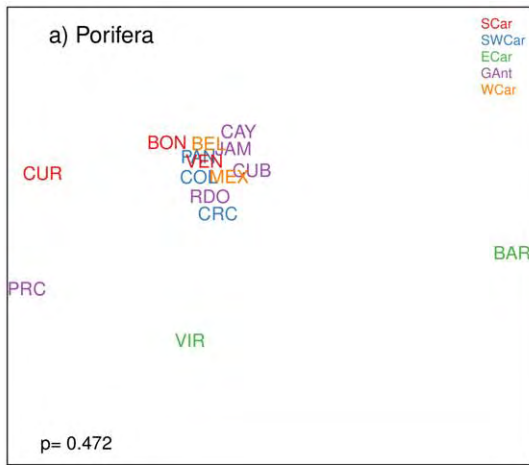
**Figure 4. Distribution of deep-water species records (>200 m) in the Caribbean Sea.**  
doi:10.1371/journal.pone.0011916.g004

sponge species per kilometer of coastline the Cayman Islands and the ABC Islands rank as the most species-diverse areas in the Caribbean (Table 4). With regard to zooxanthellated hard corals, species-rich areas (containing more than 70% of all Caribbean species) occur throughout the region, but Hispaniola and Venezuela clearly stand out with 63 and 68 species, respectively. On the contrary, Guatemala, Nicaragua, Costa Rica, and Trinidad and Tobago are less diverse areas. Again, considering the number of species per kilometer of coastline, the Cayman Islands and ABC Islands are by far the most species-diverse areas. On the other hand, azooxanthellate corals, most of which occur in deeper waters and have not been thoroughly surveyed in many areas, are apparently more diverse in Cuba, Jamaica, and Trinidad and Tobago.

Among the Mollusca, the Gastropoda appear to be more diverse (more than 750 species) in Cuba, the Lesser Antilles, and Colombia. The Bivalvia exhibit a similar trend but seem by far more diverse in Puerto Rico (308 species) than in the Lesser Antilles (248 species). The Polyplacophora are conspicuously more diverse (23–28 species) along the Greater and Lesser Antilles and in Colombia than along the Central American coast and in other Caribbean islands (fewer than 18 species). Species numbers of Scaphopoda and Cephalopoda vary greatly between countries, but in both cases they appear to be more diverse in Puerto Rico (33 species) and Colombia (23 species). In general, mollusk species richness seems to be highest (more than 1,000 species) in Cuba, Colombia, the Lesser Antilles, and Puerto Rico. Intermediate richness occurs in Jamaica, Yucatan, Belize-Honduras, Costa Rica, Panama, Venezuela, and Hispaniola, and least species richness occurs in Nicaragua and around ABC, the Cayman Islands, and other oceanic small islands in the central Caribbean. Species richness among Echinodermata is high in Yucatan and Colombia (more than 180 species), intermediate (117–155 species) in Venezuela, Panama, Belize, Cuba, Hispaniola, Mexico (Yucatan coast) and Puerto Rico, and rather low (more than 95 species) in Trinidad and Tobago, the Lesser Antilles, and Jamaica and along the Central American coast.

The highest numbers for all-taxa species richness are found in Cuba, Colombia, the Lesser Antilles, and Puerto Rico, with intermediate richness in Venezuela, Yucatan, Jamaica, Belize, and Panama, and relatively low richness in the other countries. However, when the number of species of sponges, corals, mollusks, and echinoderms is combined and standardized by length of coastline (Table 4), the highest numbers of coastal species per kilometer of coastline occur in the Cayman Islands, followed by the ABC Islands, Costa Rica, the Lesser Antilles, and Puerto Rico.

While counts of species numbers may reasonably reflect the biological richness of a given area, they do not reflect its uniqueness. The latter is an equally significant measure of an area's importance in a wider context. A useful measure of an area's uniqueness is the number of endemic species it contains or of species that are likely to occur only in this area within the region but are more or less widely distributed in other regions outside the evaluated region. To measure uniqueness, the relative contribution of local (by country or subregion) diversity (alpha diversity) to the regional diversity (gamma diversity) was assessed. Figure 6 presents for five taxa: sponges (Figure 6a), hard corals (Figure 6b), mollusks (Figure 6c), amphipods (Figure 6d), echinoderms (Figure 6e), and for all taxa combined (Figure 6f) the relative contribution of species diversity from the five Caribbean ecoregions to the whole species diversity in the Caribbean region (gamma diversity). For each taxonomic group in the figure, the ecoregions are ordered by alpha diversity. For all of the five groups (Figure 6a–6e), the regions that had the higher alpha biodiversity were also those that contributed more to the regional (gamma) diversity, however, the contribution by ecoregion was different depending on the taxonomic group. The Greater Antilles is the ecoregion that contributes more to the region's diversity when all species from the five taxonomic groups are combined, a trend that was also observed for sponges and mollusks. For corals and for amphipods, the Southern Caribbean was the most contributing ecoregion, while for echinoderms, it was the Southwestern Caribbean. The ecoregion with the lowest contribution to the



**Figure 5. MDS for various taxa between the different Caribbean countries or subregions.** SCar: Southern Caribbean (red), SWCar: Southwestern Caribbean (blue), ECar: Eastern Caribbean (green), GAnt: Greater Antilles (purple), WCar: Western Caribbean (orange). doi:10.1371/journal.pone.0011916.g005

region's gamma diversity was the Eastern Caribbean. These ecoregional trends, however, may hide important contributions from smaller areas. When smaller areas within ecoregions were studied in detail, some countries also showed particular endemisms (Figure 7). In general, countries with a higher number of species also contribute more to the regional diversity (e.g., Cuba for sponges, Venezuela for amphipods, Mexico and Colombia for echinoderms). Nevertheless, there are some exceptions. In Barbados, for example, the number of sponge species (alpha diversity) is not very high, and as a country, it ranks in the bottom 30% of Caribbean countries for this group. However, its species seem to contribute significantly to the regional, gamma diversity, even more than Panama and Venezuela, which rank among the top 30% of countries with high diversity.

Cuba not only is the most diverse country for the Porifera but also has the most unique sponge composition by far (Figure 7a). Regarding zooxanthellate corals, despite Cuba not having the highest diversity, it is the most important contributor to the regional diversity, closely followed by Jamaica, Panama, Trinidad and Tobago, and Venezuela, the last of these being the most diverse in species number (Figure 7b). For Mollusca, the plot exhibits a nearly straight correlation between alpha diversity and its contribution to gamma diversity. Cuba (north and south), the Lesser Antilles, and Colombia, are not only the most diverse countries or subregions but also the major contributors to Caribbean mollusk diversity (Figure 7c). Venezuela, Cuba, and the Mexican Caribbean are clearly the major contributors to the regional species diversity of Amphipods, whereas the contribution of the remaining countries is rather low (Figure 7d). In Echinodermata, alpha diversity and its contribution to regional diversity are highly correlated; the Mexican and the Colombian Caribbean are the most diverse as well as being the major contributing subregions (Figure 7e).

A major problem with these data on more than 12,000 species is that spatial locations are unknown for many, and thus species distributions cannot be mapped. To visualize marine diversity distribution patterns in the Caribbean, we relied on the OBIS database, which includes about 50% of the species reported here for the Caribbean (Figure 8). This map shows very clearly that biodiversity is concentrated around areas with a long history of research: Cuba, Colombia, Belize, Panama, Puerto Rico, and Tobago.

### Threats to biodiversity: Invasive species

Except for a couple of species—the green mussel (*Perna viridis*) and the red lionfish (*Pterois volitans*)—little is known or documented on the status of marine alien species. A total of 45 alien species belonging to 17 of the 78 taxa groups are known to date (Table 2). The most important introduced taxa in numbers of species are the Pisces (15 species), Crustacea (7 species), and Mollusca (6 species). The absence of records of introduced species in other groups is indicative of the poor level of taxonomic knowledge and does not necessarily signify a lack of introduced species. In addition, there is often difficulty in deciding whether newly reported marine species are introduced aliens, or native species that had not been formerly recorded. In sponges for instance, 10% of the species listed here have dubious taxonomic status because they were described originally from other biogeographic regions (Mediterranean, Northern Atlantic, Arctic, or Pacific). Only careful taxonomic comparisons, and in some cases genetic studies can help to discern

whether these species are endemic, invasive, or simply distributed over wide ranges.

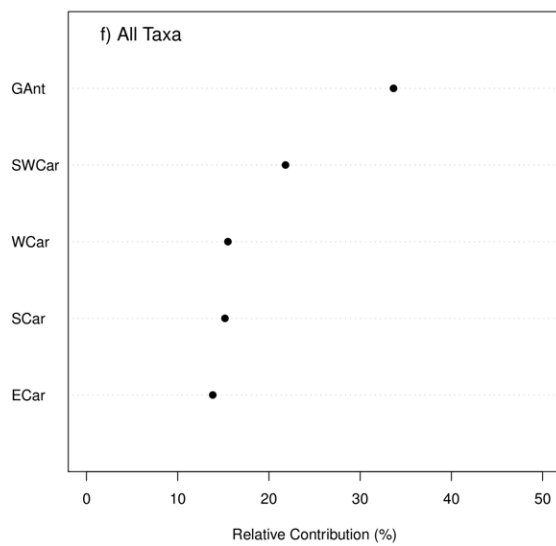
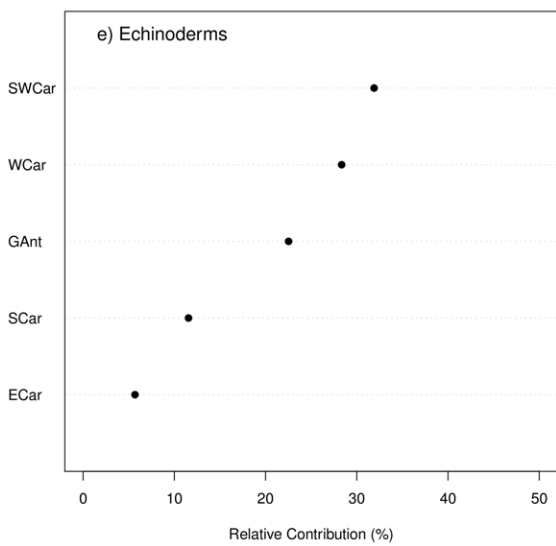
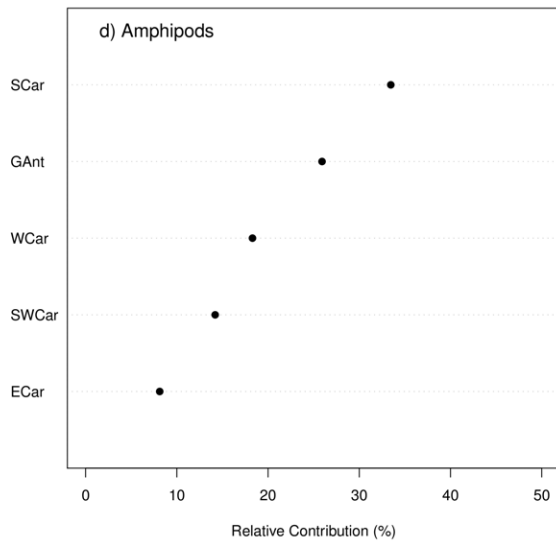
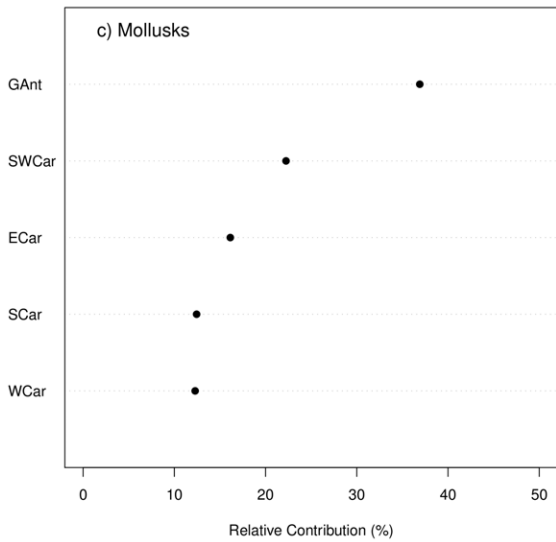
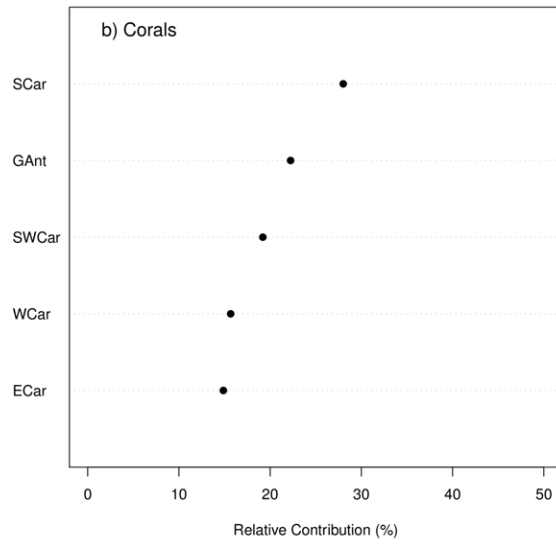
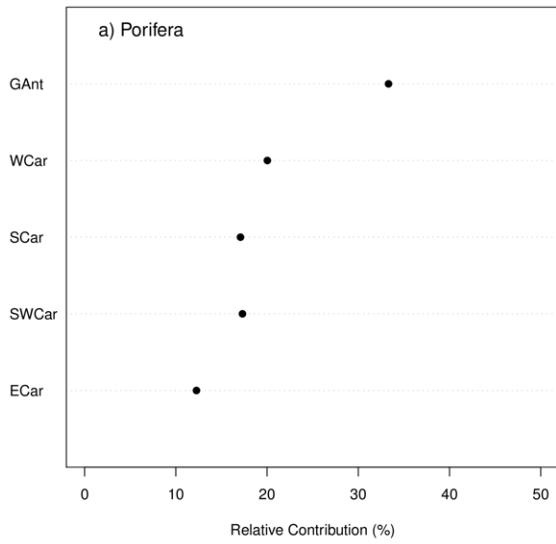
## Discussion

### Taxonomic inventories

Biodiversity assessments are fundamental not only for basic diversity science from the ecological, biogeographical, and evolutionary perspective, but also for ecosystem and ocean management as well as for the establishment of conservation policies. A recent regional example of a biodiversity assessments was carried out at the Saba Bank (Netherland Antilles) in fish [62,63], macroalgae [64], sponges [65], hard corals [66], and octocorals [67]. Results of this research highlight the importance of habitat heterogeneity and the relative richness of the marine flora and fauna of the Saba Bank as targets for conservation [68].

Despite a long history of taxonomic research in the Caribbean, the marine biota of the region remains far from well known. The current record of approximately 12,000 marine species is clearly an underestimate for such a large and environmentally diverse tropical region. The same number of marine macroscopic species has been recently estimated for the Mediterranean Sea [69,70], a temperate marine region of similar size to the Caribbean. The ability to develop a more accurate inventory of Caribbean species is hampered by the lack of comprehensive regional identification guides for most taxa, limiting the ability to make accurate species inventories and more thorough revisions of most taxa. In addition, the ability to make revisions is limited by the fact that many of the collected specimens are not deposited in local collections but remain scattered worldwide. In this sense, the Caribbean is no exception to the general problem of limited taxonomic expertise. The main goal of the Census of Marine Life program was to study the diversity distribution, and abundance of marine life. For this, the program used two approaches, the first was through exploration to new areas and ecosystems, and the second was through a review of the known. In both cases, the program achieved to coordinate and centralize all the information that was scattered all over the world, largely in unavailable formats and sources. Regardless of the approach used, taxonomic expertise was a need, and this has been one of the major limits to knowledge. In the last decade, molecular techniques have been refined and certainly provided a method to address many of the challenges of assessing diversity. In coral reefs around the world, including in the Caribbean, the Census CReefs project coupled the use of Autonomous Reef Monitoring Structures or ARMS with environmental genomics to assess the enormous diversity in these systems as well as to monitor understudied coral reef invertebrate biodiversity, along with the effects of climate change and ocean acidification [71]. Monitoring and biodiversity assessments will allow us to better understand diversity patterns and will improve the effectiveness of management strategies for marine ecosystems. To do so, capacity building in taxonomy through molecular techniques and monitoring is essential. Inevitably, given the limited number of active taxonomists within the Caribbean region, while some taxa have received much attention (for example, fish, mollusks, corals, sponges, and some crustacean groups), many taxa have been completely neglected (most of the meiofaunal groups, the bacteria, and most of the protocista). Sampling effort has also been strongly biased toward certain habitats in coastal and shallow waters, particularly coral reefs, with very little collecting of benthic





**Figure 6. Contributions from Caribbean ecoregions to regional species diversity (gamma diversity) for five taxa.** For each taxonomic group, the ecoregions are ordered by alpha diversity, from higher to lower. SCar: Southern Caribbean, SWCar: Southwestern Caribbean, ECar: Eastern Caribbean, GAnt: Greater Antilles, WCar: Western Caribbean.  
doi:10.1371/journal.pone.0011916.g006

organisms in waters deeper than 500 m, which cover more than 75% of the region. In addition, certain countries or subregions have been more exhaustively surveyed than others. For example, the apparently low species richness of most taxa in Hispaniola, Guatemala, Nicaragua, and several oceanic islands probably is an artifact of low sampling intensity. All of these factors contribute to taxonomic, regional, and habitat biases in the current state of knowledge of Caribbean biodiversity. Such biases are probably responsible in large part for the marked variations of species richness between countries or ecoregions and the apparent spatial inconsistencies in some of our similarity analyses. Most deep-sea studies in the Caribbean Basin have been carried out historically by scientific groups from other regions in the world. Deep-sea research capacity in the Caribbean is limited to laboratories that have the infrastructure and vessels to sample at the depths required. In the Caribbean, only Mexico, Colombia, and Venezuela have such capabilities. Outside the Caribbean, additional countries include France, Germany, Great Britain, and the United States. Thus, many historical records were obtained through large international research efforts. Examples of these records are the sponge surveys in Barbados. The Barbados data were obtained mostly from Soest and Stentoft [72] and are restricted to a collection from sponges dredged at deep waters. Another unprecedented collection effort in the Caribbean was the shallow-water and submersible collections (with the *Argus* in 1984 and RV *Seward Johnson* in 1997) of Hexactinellida and Lithistida (*Demospongiae*) in Cuba.

The number of scientists who have expertise in deep-sea Caribbean taxa does not exceed 15. As many of these experts work at major museums in the United States and Europe, the local and regional scientific capacity for such research is very low.

Sampling effort has clearly been best for shallow, nearshore waters, especially along the southern Caribbean coasts (Belize, Costa Rica, Panama, Colombia, and Venezuela), off Mexico, in Puerto Rico, and in some of the Lesser Antilles (Figures 2 and 8). Figure 8 shows that the areas with the highest known biodiversity in the region are in Belize and central Colombia. This pattern, however, may not reflect the true situation for regional Caribbean marine biodiversity for the following reasons: (1) the lack of collecting exhaustively in many areas or ecosystems (such as the deep sea and even coastal rocky shores), (2) the high variability between collecting methods, (3) the limited taxonomic expertise for many groups in the Caribbean, and (4) the very limited or inconsistent effort to make the data available through open-access digital databases. So, in the example of Belize and Colombia, the high species richness shown in Figure 8 is most likely a sampling artifact as the U.S. National Museum of Natural History (USNMNH) for Belize, and Colombia's Institute of Marine and Coastal Research (INVEMAR), have carried out excellent surveys and made the data publicly available. Similar, sampling-intensity biases undoubtedly contributed to high relative diversity evident at other locations, including Puerto Rico and the Virgin Islands, Los Roques (Venezuela), the Cayman Islands, Panama and Costa Rica, the Colombian islands offshore from Nicaragua, and tiny Navassa Island, a U.S. territory between Jamaica and Hispaniola. Cuba provides a particularly instructive example, with enormous variation in apparent diversity around different parts of this large island. For example, Cuba has a high diversity of sponges (255 described species), but such high diversity is most probably a

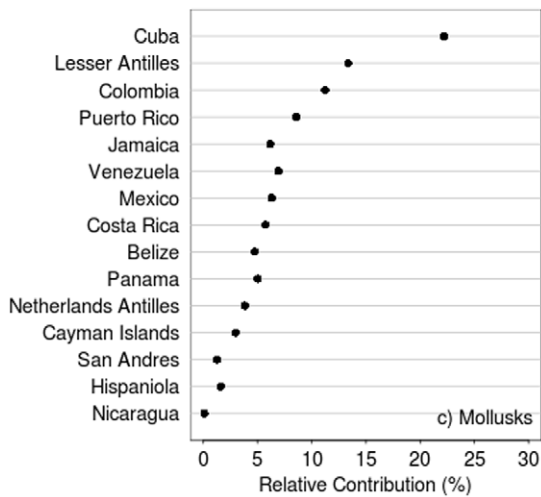
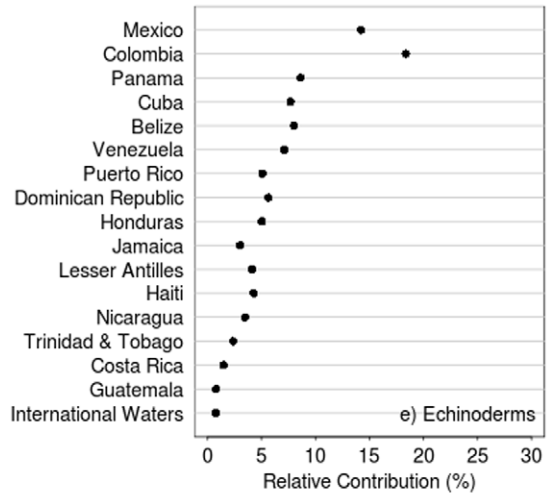
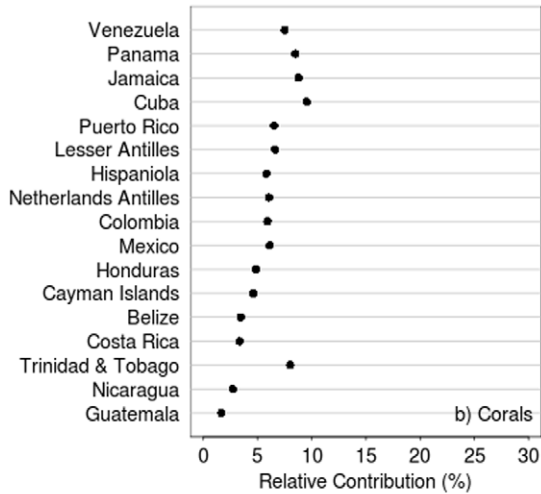
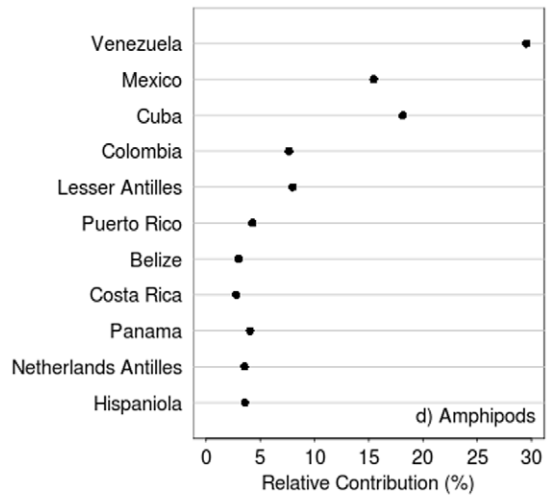
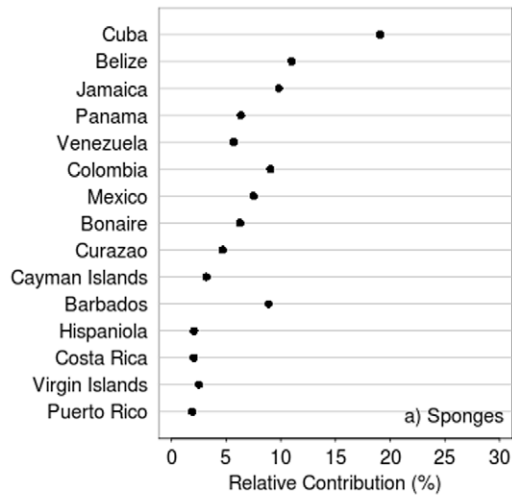
consequence of the significant deep-water exploration mentioned earlier (Figure 8).

A good example is the recently published compilation of Costa Rica's marine biodiversity, which includes exhaustive lists of all recorded species of many groups [73]. Detailed mapping of habitat types on national scales have also been undertaken in most of these taxonomically best-known areas: Colombia [74,75], Guadalupe [76], Puerto Rico and the Virgin Islands [77], and Panama [78]. Conservation planning has also benefited greatly from both the relatively good knowledge of the species and the availability of habitat maps, for example, in Colombia [55], and Venezuela [56]. Many non-Caribbean researchers either participate in regional sampling through collaborative projects and international programs or conduct work of their own. Because researchers resident in a particular Caribbean country may not be aware of research being done locally by external institutions, quantifying diversity becomes difficult if available data are not published. Much of the work done by non-Caribbean researchers is encountered only in the primary literature and is disconnected from regional plans. With the highly welcome development of OBIS, however, this is rapidly changing as more institutions develop georeferenced digital databases of their collections and contribute those databases to this clearinghouse for global data.

An example of the power of databases to provide maps of biodiversity distribution and to visualize the areas where more effort is needed is illustrated with fishes (Figure 3). The continuing upward trend of the curve of new species descriptions (Figure 2) clearly demonstrates that we have a long way to go yet regarding new species descriptions, even in a relatively well known group such as fishes. Further discoveries will not only take place in the deep sea, which has been a less explored area but also in shallow water reefs. As an example of this, there are three recent papers describing new shallow water cryptic fish species (gobies and blennioids, the two most speciose groups of fishes) from Honduras, Saba, and Belize [62,79,80]. Some of those species appear to have very limited ranges, and there are substantial parts of the Caribbean that have had very little sampling (e.g. Cuba and the large shelf east of Nicaragua). Forensic barcoding has been important in revealing this under-appreciated diversity. Barcoding requires the use of freshly collected material and assessment of that diversity requires comparison of bodies and DNA that will be available mostly through new collected material.

### Geographic patterns of species richness

The Caribbean as a whole constitutes one distinctive subregion of the Tropical North Western Atlantic Province [41,44,45,81]. However, the Caribbean is far from being homogeneous biogeographically. Its complex geological history and the present-day geographic diversity in hydrologic, morphologic, and habitat regimes, have led to the recognition of several distinct biogeographic sectors. Several criteria have been used to define these sectors, ranging from purely taxonomic comparisons of the present-day biota between subregions [41,43,82,83], paleobiogeographic considerations [84], arrays of ecoregions according to habitat distribution patterns and biogeochemical factors [44,45], to expert-derived systems without a rigorous core definition [29]. Taxonomic-based regionalizations have mostly focused on differences in composition of single groups at the class to family taxa levels. For example, the relatively detailed records that already



**Figure 7. Contributions from individual Caribbean countries to regional species diversity (gamma diversity) for five taxa.** For each taxonomic group, the countries are ordered by alpha diversity, from higher to lower.  
doi:10.1371/journal.pone.0011916.g007

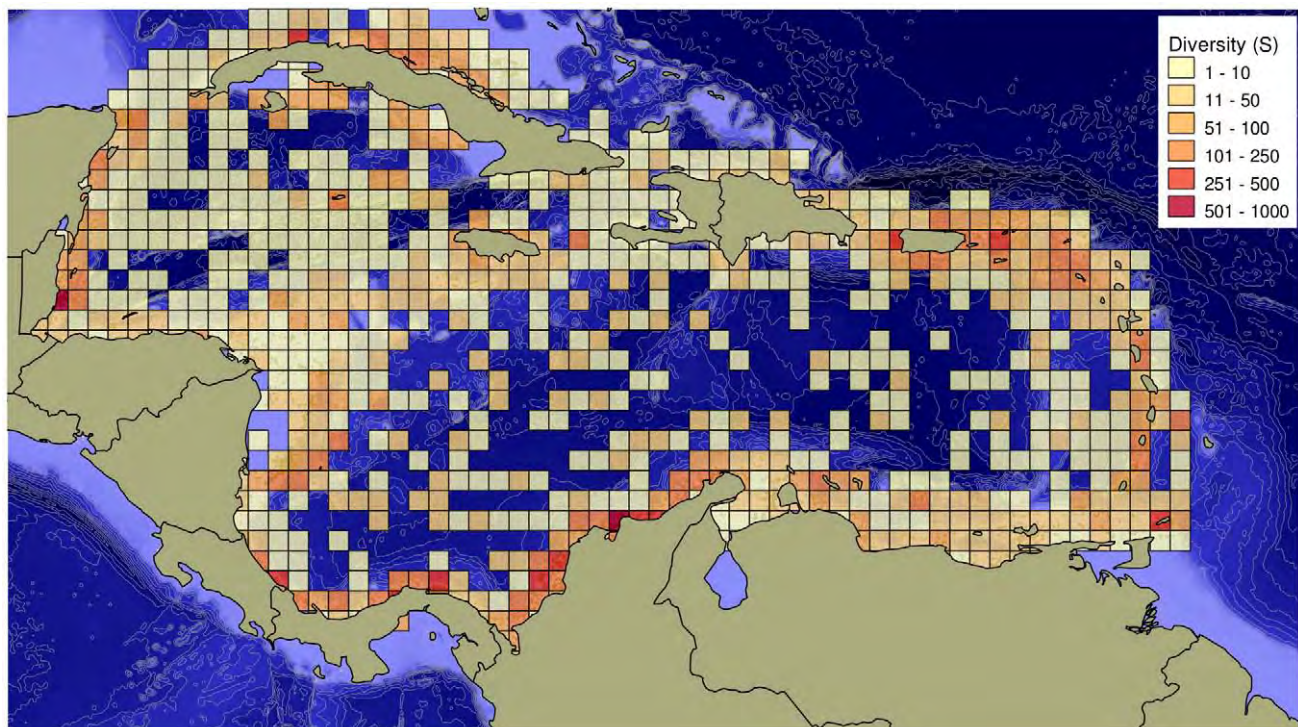
exist of crinoid echinoderms, selected families of reef fishes, certain gastropod families, and porcellanid crabs from the Caribbean have allowed reasonable assessments of their spatial patterns as well as zoogeographic affinities [43,82,85-88]. Even the relatively widely adopted system proposed by Briggs [41] was based primarily on the degree of endemism among shore fishes. However, at present there is no biogeographic regionalization system for the Caribbean that is based on exhaustive comparative analyses of the distributions of all taxonomic groups, nor even of a single group at the phylum level.

Despite the absence of common geographic patterns in the studied groups, it can be noticed that, in general, species richness in the Caribbean tends to concentrate along the Antillean arc (Cuba to the southernmost Antilles) and the northern coast of South America (Venezuela, Colombia). General support for such a pattern comes from the comparatively greater contribution of the alpha diversity of these subregions to the regional diversity. However, that statement must be qualified by the recognition that apparently lower numbers of species on the Central American continental coast and oceanic islands and banks in the central Caribbean are probably at least partially due to reduced sampling effort in those areas and the overall geographic distribution of sampling effort (Figure 8). Either way, analysis of biogeographic patterns of the Caribbean marine biota taken as a whole, or even at the phylum to order level, is still difficult and limited, owing to insufficient and geographically biased sampling and knowledge.

Within the relatively small and densely packed Caribbean basin, spatial patterns are seemingly controlled by a number of

interacting environmental factors, the effect of which appears to be variable depending on the different life histories of the taxonomic groups. Sandin et al. [87] found that diversity of reef-associated fishes around the Caribbean islands is highly dependent on island area and isolation, though nearshore productivity might play an important role as well. Endemism and distribution patterns of many gastropods along the southern Caribbean shelf are thought to be controlled by high productivity and low temperatures linked to upwelling areas [43,84]. These results highlight complex, but fundamental, mechanisms that underlie spatial patterns of biodiversity within the Caribbean.

The ecoregion system of classification proposed by Spalding et al. [29], which we tested here, defined ecoregions as “areas of relatively homogeneous species composition and likely determined by the predominance of a small number of ecosystems and/or distinct oceanographic or topographic features”. While we have no doubt that the ecoregions proposed for the Caribbean have indeed distinct oceanographic and topographic features (e.g. upwelling in the Southern Caribbean, geologically recent topographic barrier in the Southwestern Caribbean, the Orinoco influx in the Eastern Caribbean, etc), it is unlikely that they can be defined by species composition. To our knowledge, this paper is the first attempt to review all known marine biodiversity in the Caribbean and to produce comprehensive species lists. Moreover, this collection is the first global effort to compile and organize all known information about marine biodiversity in the world’s oceans. In this way, it is not surprising that species distribution was not consistent with the ecoregional approach in most of the cases.



**Figure 8. Spatial distribution of sites (small dots) and number of species recorded (squares) in the Caribbean.** Based in data contained in the OBIS (Ocean Biogeographic Information System) database. Taxa included in the OBIS database were: bacteria, protozoa, microalgae, macroalgae, angiosperms, sponges, cnidarians, gnathostomulids, nematodes, kinorhynchans, sipunculans, mollusks, annelids, pogonophorans, arthropods, brachiopods, chaetognaths, echinoderms, tunicates, lancelets, fishes, reptiles, birds, mammals.  
doi:10.1371/journal.pone.0011916.g008

The patterns we observed may be explained differently, depending on the taxonomic group and can be due to a combination of variables as described above.

**Sponges.** The pattern of sponge diversity is best explained by two facts. The first is the extension of the collecting effort and the second is the taxonomic follow-up on the collected samples. In collection effort, several countries have been explored not only in the coastal zone but also in deep areas (e.g. Barbados by Soest and Stentoft [72]; Puerto Rico by Laubenfels [89]; Virgin Islands as described by Schmidt in the 1800s and dispersed in several publications), therefore, their taxonomic composition is different than in those countries in which only shallow water samples have been collected. On the other hand, in Curacao, almost no deep sea sponges have been reported but collecting effort in shallow waters and taxonomic descriptions has been significant [90–92]. In taxonomic follow-up, Cuba and Belize have benefited from outstanding taxonomic experience. To have a clear and correct picture of regional biodiversity, both facts are essential. For instance, in Panama, sponge collection up to 30 m in depth has been significant at Bocas del Toro, but taxonomic identification of these samples has not been completed. Once this identification is completed, the number of sponges at this locality will probably increase by at least 100 species, of which about 20 will be new descriptions. Recently, 13 new species of sponges were described from coral reefs of the Netherlands Antilles and the Colombian Caribbean [93].

**Corals.** Coral composition seems to be similar throughout the Caribbean regardless of the ecoregion with the exception of Trinidad and Tobago, and Guatemala. These two localities have fewer species than the rest of the Caribbean, as well as a more limited development and cover. In Guatemala, for example, the coral reef area is very small, and under the influence of sediments (Punta Manabique). In this area, live species cover is low, and species composition has been reported to be atypical for the Caribbean [94–96], mostly dominated by sediment-resistant species [97]. Trinidad and Tobago, on the other hand, are the most southerly of the eastern Caribbean islands, on the edge of the South American continental shelf, and under the influence of the Orinoco River. Trinidad has marginal coral communities with only sediment tolerant coral species (*Siderastrea* and *Porites*), while Tobago reefs, despite being more remote, are also threatened by nutrient and sediment runoff from land clearing and coastal development, sewage pollution and climate change [98].

**Mollusks.** Except for the coasts of Yucatan in Mexico, and Belize in the Western Caribbean, no consistent pattern was observed in the distribution of mollusks (gastropods and bivalves), suggesting that the geographic distribution of these groups in the Caribbean is mostly controlled by habitat type and distribution (coral reefs, seagrass beds, mangroves, rocky shores, estuaries, etc.). However, some lower level molluscan taxa (genus, family) do show some clear trends in their distribution patterns. Such is the case for the families *Volutidae* and *Conidae*, which have a series of allopatric species that are distributed along the coasts of Central America and the north of South America [99–101]. Another example can be observed in species of the genera *Cypraeidae*, *Marginellidae*, *Olividae* and *Columbellidae* which have many endemic species in the Southern Caribbean [43,102,103] that apparently originated through several vicariant events related to the evolution of the Caribbean Sea [84,104]. In this way, the eventual biogeographic patterns due to vicariance events that can be observed in certain taxa, can be masked when trying to analyze spatial patterns for the whole group of mollusks.

**Amphipods.** The amphipod distribution pattern is clearly biased due to sampling effort and taxonomic expertise. This is a group that is poorly known in the Caribbean with the exception of

Cuba, Venezuela, and Mexico. In these three localities, the number of species reported surpasses 130, therefore, the probability of sharing species between these three sites increases, and this is probably the reason why they are grouped together. To have a better idea of the real distribution pattern of amphipod species, more assessments are needed, especially in the Eastern and Western Caribbean, as well as in the rest of the Greater Antilles. With this new information, different groups would possibly form in the MDS that would reflect the true similarity in species composition between localities.

**Echinoderms.** The Caribbean seems to be relatively homogeneous in echinoderm species composition possibly due to the current patterns in this semi-enclosed basin. Ophiuroidea is the most diverse class which can be explained by the variety of cryptic habitats that this region provides for the development and speciation of this group (Table S1). There has been a marked bias in the sampling effort throughout the Caribbean, and consequently, the countries that have carried out more research are those that have the highest species diversity (Mexico, Belize, Panama, Colombia and Cuba). Efforts have also been dissimilar within the different classes. In Belize, for example, the ophiuroid fauna is rich and well known [105–107], and the holothuroids are well known in the Eastern Caribbean and the Greater Antilles [108–112]. The Southwestern Caribbean ecoregion is the richest ecoregion, closely followed by the Western Caribbean, in which the Mesoamerican Reef could be a hot spot.

The countries or subregions contributing most to the regional diversity, while not necessarily the most diverse in all taxa, are also apparently the most rich in endemic or geographically restricted species (Figures 6 and 7). In this regard, Cuba and the southern Caribbean, especially the Venezuelan coast, stand out. Owing to its location on the northern edge of the region, the northern coast of Cuba has a rich marine biota that includes not only typical Caribbean species but also elements from the biogeographically somewhat different Gulf of Mexico and eastern North America (Carolinian Province of Briggs [41]). Moreover, in northern Cuba we see the persistence of many species of mollusks that, during the Miocene to Pliocene, had more widespread Caribbean distributions [113]. Another area regarded as a refuge, probably related to the occurrence of cold and nutrient-enriched upwelling waters, lies on the northern South American coasts of eastern Colombia and Venezuela [43,114]. In addition, the extreme southeast corner of the Caribbean, which includes eastern Venezuela, has the greatest potential to receive immigrants moving northward along the east coast of South America, and is known to host significant numbers of such species. Such refuges, as well as island chains like the Antillean arc, represent areas rich in endemism and of active speciation, particularly for taxa with limited dispersal capability [113]. Smith et al. [115] analyzed GIS (geographic information systems) data on the distributions throughout the Greater Caribbean (the Caribbean plus the Gulf of Mexico, Florida, the Bahamas, and Bermuda) of 987 species of fishes and 144 species of invertebrates (mollusks and crustaceans). For fishes they found two peaks in species richness, one at southern Florida and northern Cuba, and the other along the northern coast of South America. For the invertebrates, richness was greatest in those same two areas plus the Lesser Antilles. They attributed the fish pattern to the abundance at those two hot spots of both local endemics and species that occur primarily in the northern and southern reaches of the Greater Caribbean.

#### Threats to biodiversity and conservation of marine life

Rising population densities and associated coastal development, increasing fishing pressure, agricultural and industrial activities,



increased river sediment loading, introduction of alien species, and climate change are among the major identified sources of anthropogenic pressure on Caribbean marine life (see [21,47]).

Caribbean coral reefs are already greatly degraded, having declined in some cases from more than 50% live cover to less than 10% cover over the last two decades [48]. This degradation is due to a combination of impacts, including damage by hurricanes, diseases, bleaching, pollution, sediment runoff, overfishing, climate change, as well as more directly through boat anchoring, setting of fish traps, groundings of ships, dredging activities, collecting of corals, and dynamite fishing. The effects of climate change are particularly dramatic for coral reefs, particularly through ocean acidification and increased temperature [116–118]. These changes will lead to an increased frequency and severity of coral bleaching events as well as to problems in the calcification process of many organisms [119,120]. Temperature increases have also been related to an increase in coral diseases in *Acropora*, as well as in *Diadema antillarum*. The disappearance of these two structural species leads to changes in the structure, composition, and dynamics of coral reefs. Diseases are also known to lower coral fecundity affecting the potential of natural recovery [121,122]. Terrestrial runoff has been reported to cause eutrophication gradients in Barbados, increase bacterial biomass in the Grand Cayman Island, and sedimentation in Costa Rica. These changes have induced alterations in the community structure, reduced species diversity and live coral cover, and increased bioerosion (see review by Fabricius, [123]). Most of the examples about the effects of terrestrial runoff in the Caribbean are very localized, as the examples mentioned above, and in occasions fail to communicate their significance to environmental managers. In this sense, the region would greatly benefit from (1) a large scale ecological study along different water quality gradients and (2) addressing science within a framework that is scientifically rigorous, but that can be understood by a broader public. A successful implementation of this approach was carried out at the Great Barrier Reef in Australia [124].

High population pressure in coastal areas has also led to the conversion of many mangrove areas to other uses, including infrastructure, aquaculture, rice, and salt production. Mangrove loss has been occurring at about 1% per year in areal cover since 1980. In other words, about 413,000 ha of mangroves have been lost in the Caribbean since then [47]. In many areas of the Caribbean, seagrass beds are being removed to “improve” bathing beaches and to allow access to shipping, or to lay pipes and other submarine structures. They are also being buried by sediments from nearby dredging and filling activities and in many enclosed bays are severely affected by excessive organic loading and hydrocarbons [125]. Such loss is important because those ecosystems are the most symbolic and species-rich shallow-water ecosystems in the Caribbean [45,47]. In fact, coral reefs, mangroves, and seagrass beds represent an integrated and interacting set of ecosystems [126], and it is therefore necessary to consider them as one large, interdependent marine ecosystem with shared biodiversity [47].

The problem of marine invasive species has been recognized only recently in the Caribbean. In 2006, the Venezuelan Institute of Aquatic Spaces (INEA), which is the focal point for the International Maritime Organization (IMO) organized the first regional workshop for the Caribbean regarding ballast water control with the goal of establishing a plan of action. In this workshop, the situation of Venezuela, Bahamas, Colombia, Cuba, Panama, Suriname and the Netherlands was presented from a political perspective, and it was summarized in the report of the GloBallast program in Venezuela and the Caribbean, prepared by the INEA (<http://globallast.imo.org/>). In 2007, another regional workshop was carried out at the Harte Research Institute for Gulf

of Mexico Studies regarding Gulf of Mexico and Caribbean marine invasive species. This workshop had a more scientific focus and provided a list of key issues, priorities and future directions for research and management in the subject at the regional level [127]. A recent book edited by Rilov and Crooks [128] provides a detailed compilation and revision of several issues related to biological invasions in marine ecosystems in terms of conservation issues, vehicles, ecological understanding, and establishment of invaders, as well as discusses management and geographic perspectives. Many areas have substantial information about invasive species and processes (e.g. South Africa, New Zealand, Australia, Europe, China, Korea, and Brazil), but there is very limited information when it comes to the Caribbean. The Caribbean Sea has many potential vectors for the introduction of alien species. These include the Panama Canal, a major global crossroads for ship traffic, and many active ports that provide links for movement of species in ballast water or ship hulls. On the other hand, the most publicized marine invasive species that arrived to the Caribbean, the lionfish, was introduced through other mechanisms (aquarium trade activities). Our account records only 44 introduced marine or estuarine species in the region. However, not all introduced species are known or have been documented as invasive. Indeed, the compilation by the International Union for Conservation of Nature (IUCN) Global Invasive Species Specialist Group database (ISSG, <http://www.issg.org/database>) only lists for the Caribbean Sea a total of 12 alien or invasive species (4 fishes, 3 bryozoans, 1 mussel, 1 crab, 1 coral, 1 jellyfish, and 1 dinoflagellate). Venezuela, as the major exporter of unrefined hydrocarbon products in the Caribbean, imports about 96 million t of ballast water every year. Although only five marine invasive alien species have been recently reported from this country [129], four of those are not yet included in the ISSG database. Here again regional deficiencies in taxonomic inventories are evident. Additionally, the actual identification of species as native or introduced and the difficulty in determining whether newly reported marine species are introduced or cryptogenic natives represents a major constraint.

Marine ecosystems in the Caribbean region are interlinked through the movement of pollutants, nutrients, diseases, and other stressors, which will undoubtedly cause further degradation. There is considerable change occurring within the region, and solutions require analyzing pros and cons of networks of marine protected areas (MPAs), studying connectivity issues, the cooperation of neighboring countries, as well as a better understanding of stressors and measures that can be taken to ameliorate them [130]. Currently there are at least 600 MPAs in the Caribbean region. These areas include, among the IUCN categories of protected areas, 22 strict nature reserves, 103 national parks, and 350 managed nature reserves (<http://cep.unep.org/caribbeanmpa>). Most of the region's MPAs are coastal or nearshore and are intended to provide some coastal zone management while allowing varying levels and types of extractive activity within them [131]. These MPAs incorporate samples of most major marine and coastal ecosystem types, of which three of the most important—coral reefs, mangroves, and seagrass beds—are particularly well represented. However, coral reefs in many MPAs have been and remain degraded by human impacts, including overfishing, sedimentation from land-based development, land-based nutrient pollution, and anchoring [132].

### Role of the Census of Marine Life in the Caribbean

Although all of the Census projects involved in this region produced scientific advances, the contributions of the historic (HMAP), nearshore (NaGISA), and database (OBIS) projects can be especially highlighted. The HMAP project in the Caribbean

was focused on the early human impact on mollusk populations and aimed to understand ancient human–mollusk interactions at a global scale. This initiative produced a special volume of the British Archaeological Reports (Antczak and Cipriani [133]) comprising 19 papers focused on two major themes: environmental and bioecological aspects of human–mollusk relationships, and sociocultural aspects of this relationship. The 19 papers are global in scope and include data from several mollusk species from around the world. In the Caribbean, these historical and archaeological studies were focused on the early exploitation and symbolic use of the queen conch (*Strombus gigas*) [133,134].

Another major contribution of the Census program in the Caribbean has been the NaGISA project, aimed to study hard-bottom algal and soft-bottom seagrass communities worldwide by using a series of well-distributed standard transects from the high intertidal zone to a depth of 20 m. In the Caribbean Sea, rocky shores had been commonly neglected, as coral reefs have been the main research focus. The few studies in rocky shore biotas have focused on specific groups, such as algae [135], sponges [136], mollusks [137], or crustaceans [138]. Few studies have addressed patterns of spatial or temporal distribution of rocky-shore organisms at the community level [139–144].

Tidal ranges in the Caribbean are small (20–75 cm) and, consequently, the typical zonations reported elsewhere do not occur in this region. In addition, changes of assemblages across rocky shores occur over short horizontal distances (2–6 m, depending on the slope). For different parts of the Caribbean, three distinct vertical zones have been described by different authors (Good [141] for the British Virgin Islands, Nuñez et al. [142] for Colombia, and Miloslavich et al. [145] for Venezuela), although species composition varies geographically within those zones, which have geographically consistent features. From the few studies that exist for the Caribbean region, it can be generalized that rocky shores in this region are dominated by foliose algae (but see [146] for exceptions reported outside the Caribbean in Bermuda). This distinct pattern contrasts with previous studies in tropical shores, which report a dominance of herbivore-resistant algal forms, such as turf-forming algae (e.g., Wallenstein and Neto [147] and encrusting algae [148–152]). It has been proposed that this distinct pattern in the Caribbean (rocky shores dominated by foliose algae) might be due to a negligible effect of herbivores on these assemblages [140], a situation very different from that thought to exist on the rocky shores of other tropical regions [141].

About 300–320 different species of benthic macroorganisms (>2 cm) are commonly found in rocky shores across the Caribbean, of which 50–60% are macroalgae. Most of these belong to the genera *Acantophora*, *Bryopsis*, *Caulerpa*, *Dyctiota*, *Laurencia*, *Padina*, *Polysiphonia*, and *Sargassum*. Despite the minimal attention that these systems have received in the Caribbean, the importance of understanding the structure and dynamics of rocky systems is growing as a consequence of massive changes that coral reefs have suffered over the past several decades [48], including an 80% drop in live coral cover in 25 years [49]. Such decreases in live coral cover have increased the availability of hard substrata, which consequently may result in a phase shift from coral-dominated communities, to hard-bottom systems dominated by algae (e.g., [153–155]). In addition, understanding these rocky systems in the Caribbean is important because the traditional models proposed to explain the underlying mechanisms that determine and structure these communities (e.g., Lubchenco [156]; Menge and Sutherland [157]; others reviewed in Menge and Branch [158]) might not work in this region because of its

uniqueness (i.e., high degree of endemism, biodiversity hot spot, distinctive geological history, and oceanographic conditions).

The Census project NaGISA represents the first attempt to study these rocky systems on a large-scale basis, especially at this time when these systems are likely to increase in cover, owing to the sharp decrease of coral reefs. It is comparable in scope to other regional initiatives centered on coral reefs and the potential changes that they might undergo, for example, the Atlantic and Gulf Rapid Reef Assessment (AGRRA, <http://www.agrra.org>) and the Caribbean Coastal Marine Productivity (CARICOMP) programs.

The third significant contribution of the Census in the Caribbean has been the input of regional data in the Ocean Biogeographic Information System (OBIS). One of the major problems identified during the Caribbean Marine Biodiversity Workshop in 2004 was that only some data in the Caribbean existed in electronic format and that much of the data required taxonomic revision. The idea of incorporating data into an open-access biogeographic information system, such as OBIS, was well received by the scientific community because it could become a powerful tool to better protect and manage biodiversity in a region heavily dependent on tourism and fisheries. Currently, OBIS has 184,796 records for 6,040 species from the Caribbean. Among the records of Caribbean species, 27,000 records for nearly half those species were contributed to OBIS during the last three years by INVEMAR in Colombia, and the Universidad Simon Bolivar in Venezuela. Despite these significant contributions, however, there are still about 6,000 known Caribbean species for which data are not yet included in the OBIS database; hence, much work remains to be done. A critical example is data on the deep sea. Data in OBIS for species in the deep Caribbean basins represents only about 10% of the records included in this synthesis.

A tremendous amount of work is still needed in the Caribbean to get a clearer picture of species richness and marine biodiversity patterns. The Census has made a first effort to compile the available information and to make this information more accessible to the scientific community. In this way, it has also been able to indicate where there are the gaps in knowledge in this region, including knowledge regarding taxonomic groups, inventories, geographical areas, and different habitats. The legacy of the Census in the Caribbean, as well as the international cooperation it has established, will continue after the first phase of the program ends in 2010, as we expect many scientific accomplishments and discoveries in the next years. As data are produced from the different projects, OBIS will also continue to grow, facilitating more research and providing a conservation tool that will allow the development of new approaches to regional management of these coastal environments for future generations. As Fredrick Grassle, founder of the Census of Marine Life program and chair of its Scientific Steering Committee for many years, said in his foreword to the book *Caribbean Marine Biodiversity: The Known and the Unknown*, “The Caribbean Census of Marine Life plans to increase understanding of the species and populations that historically live in these seas. This will expand the expectations for a richer and more diverse marine environment—a return to the paradise that once was” [37].

## Supporting Information

**Table S1** Diversity, state of knowledge, and expertise of all taxonomic groups within the Caribbean region. Sources of the reports: databases, scientific literature, books, field guides, technical reports. State of knowledge classified as: 5 = very well known (>80% described, identification guides <20 years old, and

current taxonomic expertise); 4 = well known (>70% described, identification guides <50 years old, some taxonomic expertise); 3 = poorly known (<50% species described, identification guides old or incomplete, no present expertise within region); 2 = very poorly known (only few species recorded, no identification guides, no expertise); 1 = unknown (no species recorded, no identification guides, no expertise). Taxonomic experts were defined as people with expertise in the description and identification of particular groups of marine species (i.e., taxa).

Found at: doi:10.1371/journal.pone.0011916.s001 (0.03 MB XLS)

**Table S2** Summary of free-living and symbiont clades of *Symbiodinium* spp. sampled in the Caribbean.

Found at: doi:10.1371/journal.pone.0011916.s002 (0.16 MB DOC)

**Table S3** List of sponge (Porifera) species of the Caribbean and countries by ecoregion where the species have been reported. Data compiled by Cristina Díaz.

Found at: doi:10.1371/journal.pone.0011916.s003 (0.12 MB XLS)

**Table S4** List of zooxanthellate coral (Scleractinia) species of the Caribbean and countries by ecoregion where the species have been reported. Data compiled by Ernesto Weil, Jorge Cortés, and Carolina Bastidas.

Found at: doi:10.1371/journal.pone.0011916.s004 (0.03 MB XLS)

**Table S5** List of polychaete (Polychaeta) species of the Caribbean and countries by ecoregion where the species have been reported. Data compiled by Judith Gobin.

Found at: doi:10.1371/journal.pone.0011916.s005 (0.11 MB XLS)

## References

- Andrade C, Barton E (2000) Eddy development and motion in the Caribbean. *J Geophys Res* 105: 191–201.
- Richards W, Bohnsack J (1990) The Caribbean Sea: a large marine ecosystem in crisis. In: Sherman K, Alexander L, Gold B, eds. Large marine ecosystems: patterns, processes and yields. Washington, D.C. (USA): American Association for the Advancement of Science. pp 44–53.
- Matthews JE, Holcombe TL (1985) Venezuela Basin of the Caribbean Sea - stratigraphy and sediment distribution. *Mar Geol* 68: 1–23.
- Gyory J, Mariano A, Ryan E (2008) “The Caribbean Current.” Ocean Surface Currents. Available: <http://oceancurrents.rsmas.miami.edu/caribbean/caribbean.html>. Accessed 2009 Jun 18.
- Kinder TH, Heburn GW, Green AW (1985) Some aspects of the Caribbean circulation. *Mar Geol* 68: 25–52.
- Gordon AL (1967) Circulation of the Caribbean Sea. *J Geophys Res* 72: 6207–6223.
- Jackson TA (2002) Caribbean geology. Into the third millennium. Transactions of the Fifteenth Caribbean Geological Conference. Kingston: University of West Indies Press. 279 p.
- Pindell J, Draper G, Kennan L, Stanek KP, Maresch WV (2000) Evolution of the northern portion of the Caribbean Plate: Pacific origin to Bahamian collision. SA Abstracts from the IGCP Project 433-Caribbean Plate Tectonics.
- Pindell JL, Kennan L, Barrett SF (2000) Putting it all together again. AAPG Explorer Oct. pp 34–37.
- Meschede M, Frisch W (1998) A plate-tectonic model for the Mesozoic and Early Cenozoic history of the Caribbean plate. *Tectonophysics* 296: 269–291.
- Pindell J, Cande S, Pitman III W, Rowley D, Dewey J, et al. (1988) A plate-kinematic framework for models of Caribbean evolution. *Tectonophysics* 155: 121–138.
- Pindell JL (1991) Geological arguments suggesting a Pacific origin for the Caribbean Plate. St. Croix: Transactions 12th Caribbean Geological Conference.
- Burke K, Cooper C, Dewey JF, Mann P, Pindell JL (1984) Caribbean Tectonics and relative plate motions. In: Bonini WE, Hargraves RB, Shagam R, eds. The Caribbean-South American plate boundary and regional tectonics: Geological Society of America Memoir 162. pp 31–63.
- Meschede M, Frisch W (2002) The evolution of the Caribbean plate and its relation to global plate motion vectors: geometric constraints for an inter-american origin. Caribbean geology. Into the third millennium. Transactions of the Fifteenth Caribbean Geological Conference. Kingston: University of West Indies Press. pp 1–14.
- Richardson MD, Briggs KB, Young DK (1985) Effects of biological activity by abyssal benthic macroinvertebrates on a sedimentary structure in the Venezuela Basin. *Mar Geol* 68: 243–267.
- Farmer CT, Moore CA, Zika RG, Sikorski RJ (1993) Effects of low and high Orinoco River flow on the underwater light field of the Eastern Caribbean Basin. *J Geophys Res Oceans* 98: 2279–2288.
- Corredor JE, Morell JM, Lopez JM, Capella JE, Armstrong RA (2004) Cyclonic eddy entrains Orinoco river plume in eastern Caribbean. *Eos* 85: 197–202.
- Pujos M, Monente J, Latouche C, Maillet N (1997) Origine de la sédimentation dans le delta de l’Orenoque et le golfe de Paria (Venezuela): impact du système dispersif amazonien. *Ocean Acta* 20: 799–809.
- Richardson MD, Young DK (1987) Abyssal benthos of the Venezuela Basin, Caribbean Sea: standing stock considerations. *Deep-Sea Res* 34: 145–164.
- Richardson MD, Briggs KB, Bowles FA, Tietjen JH (1995) A depauperate benthic assemblage from the nutrient-poor sediments of the Puerto Rico Trench. *Deep-sea Res* 42: 351–364.
- Burke L, Maidens J (2004) Reefs at risk in the Caribbean. Washington: World Resources Institute. 80 p.
- Jackson JB (1997) Reefs since Columbus. *Coral Reefs* 16: S23–S32.
- FAO (2003) Status and trends in mangrove area extent worldwide. Forest Resources Assessment Working Paper-63. Wilkie M, Fortuna S, eds. Roma: Forest Resources Division, FAO. Available: <http://www.fao.org/docrep/007/j1533e/j1533e00.htm>. Accessed 2009 Jun 18.
- Gilbes F, Armstrong R (2004) Phytoplankton dynamics in the eastern Caribbean Sea as detected with space remote sensing. *Int J Remote Sens* 25: 1449–1453.
- Muller-Karger FE, Castro RA (1994) Mesoscale processes affecting phytoplankton abundance in the southern Caribbean Sea. *Cont Shelf Res* 14: 199–221.
- Conolly JR, Ewing M (1967) Sedimentation in the Puerto Rico Trench. *J Sediment Res* 37: 44–59.
- Ercilla G, Alonso B, Perez-Belzuz F, Estrada F, Baraza J, et al. (1998) Origin, sedimentary processes and depositional evolution of the Agadir turbidite system, central eastern Atlantic. *J Geol Soc* 155: 929–939.

**Table S6** List of mollusk (Mollusca) species of the Caribbean and countries by ecoregion where the species have been reported. Data compiled by Juan Manuel Díaz and Patricia Miloslavich.

Found at: doi:10.1371/journal.pone.0011916.s006 (0.57 MB XLS)

**Table S7** List of amphipod (Amphipoda) species of the Caribbean and countries by ecoregion where the species have been reported.

Found at: doi:10.1371/journal.pone.0011916.s007 (0.08 MB XLS)

**Table S8** List of echinoderm (Echinodermata) species of the Caribbean and countries by ecoregion where the species have been reported. Data compiled by Juan José Alvarado.

Found at: doi:10.1371/journal.pone.0011916.s008 (0.10 MB XLS)

## Acknowledgments

Klaus Rützler (Smithsonian Institution), Rob van Soest (Zoologisch Museum, Amsterdam University), Adriana Perez (Universidad de Oriente), who provided data on sponges.

Ernesto Peña for preparation of data on fishes.

Myrna Martínez and Guillermo Sánchez, PCML, for assistance with putting together the database for the deep sea.

Adriana Humanes for providing information on dinoflagellate clades.

Yusbelly Díaz (Universidad Simón Bolívar) for assistance with data files.

César Paz (Universidad Simón Bolívar) for formatting the references.

Alana Jute (University of West Indies at Trinidad & Tobago) for assistance with polychaete species list.

Michele DuRand (Census of Marine Life Synthesis Group), Charles Griffiths (University of Cape Town), and Dale Langford for reviewing and providing editorial comments on the manuscript.

Two anonymous reviewers from PLoS ONE for their valuable suggestions to improve the manuscript.

28. Littler M, Littler D, Blair S, Norris J (1985) Deepest known plant life discovered on an uncharted seamount. *Science* 227: 57–59.
29. Spalding M, Fox H, Allen G, Davidson N, Ferdaña Z, et al. (2007) Marine ecoregions of the world: a bioregionalization of coastal and shelf areas. *BioScience* 57: 573–583.
30. Fautin D, Dalton P, Incze LS, Leong JC, Pautzke C, et al. (2010) An overview of marine biodiversity in United States waters. *PLoS ONE* 5(8): e1914. doi:10.1371/journal.pone.0011914.
31. Myers N, Mittermeier R, Mittermeier C, da Fonseca G, Kent J (2000) Biodiversity hotspots for conservation priorities. *Nature* 403: 853–858.
32. Roberts C, Mclean C, Veron J, Hawkins J, Allen G, et al. (2002) Marine biodiversity hotspots and conservation priorities for tropical reefs. *Science* 295: 1280–1284.
33. Carlton J, Geller J, Reaka-Kudla M, Norse E (1999) Historical extinctions in the sea. *Annu Rev Ecol Syst* 30: 515–538.
34. Roberts C, Hawkins J (1999) Extinction risk in the sea. *Trends Ecol Evol* 14: 241–246.
35. Norse E (1993) Global marine biological diversity: a strategy for building conservation into decision making. Washington, D.C. (USA): Island Press. 415 p.
36. Gordon D (2001) Marine biodiversity. *Alpha* 108: 1–8.
37. Costello M, Bouchet P, Emblow C, Legakis A (2006) European marine biodiversity inventory and taxonomic resources: state of the art and gaps in knowledge. *Mar Ecol Prog Ser* 316: 257–268.
38. Macpherson E (2002) Large-scale species-richness gradients in the Atlantic Ocean. *Proc R Soc Lond B* 269: 1715–1720.
39. Miloslavich P, Klein E (2005) Caribbean Marine Biodiversity, the Known and the Unknown. Lancaster (Pen), USA: DesTech Publications. 310 p.
40. Mora C, Tittensor D, Myers R (2008) The completeness of taxonomic inventories for describing the global diversity and distribution of marine fishes. *Proc R Soc Lond B* 275: 149–155.
41. Briggs J (1974) Marine zoogeography. New York: McGraw-Hill. 475 p.
42. Briggs J (1995) Global biogeography. Amsterdam: Elsevier Science. 472 p.
43. Diaz JM (1995) Zoogeography of marine gastropods in the southern Caribbean: a new look at provinciality. *Caribb J Sci* 31: 104–121.
44. Longhurst A (1998) Ecological geography of the sea. New York: Academic Press. 398 p.
45. Sullivan Sealey K, Bustamente G (1999) Setting geographic priorities for marine conservation in Latin America and the Caribbean. Arlington, Virginia, US.: The Nature Conservancy. 125 p.
46. Salazar-Vallejo S (2000) Biogeografía marina del Gran Caribe. *Interciencia* 25: 7–12.
47. Agard J, Cropper A (2007) Caribbean Sea Ecosystem Assessment (CARSEA). *Caribb Mar Stud Special Ed.* 85 p.
48. Gardner TA, Cote IM, Gill JA, Grant A, Watkinson AR (2003) Long-term wide declines in Caribbean corals. *Science* 301: 958–960.
49. Wilkinson C (2004) Status of coral reefs of the world: 2004. Volumen 1. Townsville, Queensland: Australian Institute of Marine Science. 301 p.
50. FAO (2007) Report of the twenty-seventh session of the Committee on Fisheries. Rome: FAO Fisheries Report. No. 830. 74 p.
51. Paddock M, Reynolds JD, Aguilar C, Appeldoorn R, Beets J, et al. (2009) Recent region-wide declines in Caribbean reef fish abundance. *Curr Biol* 19: 1–6.
52. Botsford L, Parma A (2005) Uncertainty in marine management. In: Norse E, Crowder L, eds. *Marine conservation biology: the science of maintaining the sea's biodiversity*. Washington, D.C.: Island Press. pp 375–392.
53. Beck M, Ferdaña Z, Karr K (2003) Marine Ecoregional Planning Advice. Arlington VA: The Nature Conservancy. Marine Initiative. 9 p.
54. Huggins A, Keel A, Kramer P, Núñez F, Schill S, et al. (2007) Biodiversity conservation assessment of the insular Caribbean using the Caribbean Decision Support System. Arlington (VA): The Nature Conservancy, summary report. 119 p.
55. Alonso D, Ramírez L, Segura C, Castillo P, Díaz J, et al. (2008) Prioridades de conservación in situ para la biodiversidad marina y costera de la plataforma continental del Caribe y Pacífico colombiano. Santa Marta, Colombia: Invemar-TNC-UAESPNN. 20 p.
56. Klein E (2008) Prioridades de PDVSA en la conservación de la biodiversidad en el Caribe venezolano. Caracas: Petróleos de Venezuela S.A, Universidad Simón Bolívar, The Nature Conservancy. 71 p.
57. Anderson MJ (2001) A new method for non-parametric multivariate analysis of variance. *Austral Ecology* 26: 32–46.
58. Oksanen J, Guillaume Blanchet F, Kindt R, Legendre P, O'Hara RB, et al. (2009) *vegan: Community Ecology Package*. R package version 1.15-3. Available: <http://cran.r-project.org/web/packages/vegan/index.html>. Accessed 2009 Aug 20.
59. Lu H, Wagner H, Chen X (2007) A contribution diversity approach to evaluate species diversity. *Basic Appl Ecol* 8: 1–12.
60. Goodbody I (2007) An Introduction to Caribbean Sea Squirrels (Ascidiacea). Jamaica: The Mona Institute of Applied Sciences (MIAS), University of the West Indies, Mona Campus. CD-ROM.
61. Clarke KR (1993) Non-parametric multivariate analyses of changes in community structure. *Aust J Ecol* 18: 117–143.
62. Williams JT, Carpenter KE, Van Tassel JL, Hoetjes P, Toller W, et al. (2010) Biodiversity assessment of the fishes of Saba Bank Atoll, Netherlands Antilles. *PLoS ONE* 5: e10676. doi:10.1371/journal.pone.0010676.
63. Toller W, Debrot AO, Vermeij MJ, Hoetjes PC (2010) Reef fishes of Saba Bank, Netherlands Antilles: assemblage structure across a gradient of habitat types. *PLoS ONE* 5: e9207. doi:10.1371/journal.pone.0009207.
64. Littler MM, Littler DS, Brooks BL (2010) Marine macroalgal diversity assessment of Saba Bank, Netherlands Antilles. *PLoS ONE* 5: e10677. doi:10.1371/journal.pone.0010677.
65. Thacker RW, Diaz MC, de Voogd NJ, van Soest RW, Freeman CJ, et al. (2010) Preliminary assessment of sponge biodiversity on Saba Bank, Netherlands Antilles. *PLoS ONE* 5: e9622. doi:10.1371/journal.pone.0009622.
66. McKenna SA, Etnoyer P (2010) Rapid assessment of stony coral richness and condition on Saba Bank, Netherlands Antilles. *PLoS ONE* 5: e10749. doi:10.1371/journal.pone.0010749.
67. Etnoyer PJ, Wirshing HH, Sánchez JA (2010) Rapid assessment of octocoral diversity and habitat on Saba Bank, Netherlands Antilles. *PLoS ONE* 5: e10668. doi:10.1371/journal.pone.0010668.
68. Hoetjes PC, Carpenter KE (2010) Saving Saba Bank: Policy Implications of Biodiversity Studies. *PLoS ONE* 5: e10769. doi:10.1371/journal.pone.0010769.
69. Boudouresque CF (2004) Marine biodiversity in the Mediterranean: status of species, populations and communities. *Sci Rep Port-Cros Nat Park, Fr.* 20: 97–146.
70. Bianchi CN (2007) Biodiversity issues for the forthcoming tropical Mediterranean Sea. *Hydrobiologia* 580: 7–21.
71. Knowlton N, Brainard RE, Fisher R, Moews M, Plaisance L, et al. (2010) Coral Reef Ecosystems. In: McIntyre A, ed. *Life in the World's Oceans: Diversity, Distribution and Abundance*. Oxford: Blackwell Publishing Ltd.
72. van Soest RW, Stenfort N (1988) Barbados deep-water sponges. *Stud Fauna Curacao Caribb Isl* 70: 1–175.
73. Wehrmann I, Cortés J (2009) Marine Biodiversity of Costa Rica, Central America. *Monographiae Biologicae, Vol. 86*. Berlin: Springer. 538 p.
74. Diaz JM, Barrios LM, Gómez DI (2003) Las praderas de pastos marinos en Colombia: Estructura y distribución de un ecosistema estratégico. Santa Marta, Colombia: Publ. Esp. Instituto de Investigaciones Marinas y Costeras (INVEMAR), 10. 159 p.
75. Diaz JM (2000) Áreas Coralinas de Colombia. Santa Marta, Colombia: Publ. Esp. Instituto de Investigaciones Marinas y Costeras (INVEMAR), 5. 172 p.
76. Chauvaud S, Bouchon C, Manière R (2001) des biocénoses marines de Guadeloupe à partir de données SPOT (récifs coralliens, phanérogames marines, mangroves). *Oceanol Acta* 24: S3–S16.
77. Kendall MS, Monaco ME, Buja KR, Christensen JD, Krueger CR, et al. (2001) Benthic habitats of Puerto Rico and the U.S. Virgin Islands. Silver Spring, MD: National Oceanic and Atmospheric Administration. CD-ROM.
78. Andréfouët S, Guzmán HM (2005) Coral reef distribution, status and geomorphology-biodiversity relationship in Kuna Yala (San Blas) archipelago, Caribbean Panama. *Coral Reefs* 24: 31–42.
79. Victor BC (2010) The Redcheck Paradox: the mismatch between genetic and phenotypic divergence among deeply-divided mtDNA lineages in a coral-reef goby, with the description of two new cryptic species from the Caribbean Sea. *J Ocean Foundation* 3: 1–16.
80. Randall JE, Collin PL (2009) *Elacatinus lobeli*, a new cleaning goby from Belize and Honduras. *Zootaxa* 2173: 31–40.
81. Ekman S (1953) Zoogeography of the sea. London: Sidgwick and Jackson. 417 p.
82. Meyer DL, Messing CG, Macurda DB (1978) Zoogeography of tropical western Atlantic Crinoidea (Echinodermata). *Bull Mar Sci* 28: 412–441.
83. Bailey RG (1998) Ecoregions: The Ecosystem Geography of the Oceans and Continents. New York: Springer. 176 p.
84. Petuch EJ (1982) Paraprovincialism: remnants of paleoprovincial boundaries in recent marine molluscan faunas. *Proc Biol Soc Wash* 95: 774–780.
85. Acero A (1985) Zoogeographical implications of the distribution of selected families of Caribbean coral reef fishes. *Proc 5th Int Coral Reef Congress* 5: 433–438.
86. Bouchon-Navarro Y, Bouchon C, Louis M, Legendre P (2005) Biogeographic patterns of coastal fish assemblages in the West Indies. *J Exp Mar Biol Ecol* 315: 31–37.
87. Sandin SA, Vermeij MJ, Hurlbert AH (2008) Island biogeography of Caribbean coral reef fish. *Global Ecol Biogeogr* 17: 770–777.
88. Werdling B, Hiller A, Lemaître R (2003) Geographic and depth distributional patterns of western Atlantic Porcellanidae (Crustacea: Decapoda: Anomura), with an updated list of species. *Mem Mus Victoria* 60: 79–85.
89. Laubenfels MW (1934) New sponges from the Puerto Rican deep. Reports on the collections obtained by the first Johnson-Smithsonian deep-sea exp. to the Puerto Rican Deep. *Smithson misc collect* 91: 1–28.
90. van Soest R (1978) Marine sponges from Curaçao and other Caribbean localities. Part I. Keratosa. *Stud Fauna Curacao Caribb Isl* 56: 1–94.
91. van Soest R (1980) Marine sponges from Curaçao and other Caribbean localities, Part II. Haplosclerida. *Stud Fauna Curacao Caribb Isl* 62: 1–173.
92. van Soest RW (1984) Marine sponges from Curaçao and other Caribbean localities, Part III. Poecilosclerida. *Stud Fauna Curacao Caribb Isl* 66: 1–167.
93. van Soest RW (2009) New sciophilous sponges from the Caribbean (Porifera: Demospongiae). *Zootaxa* 2107: 1–40.
94. Fonseca AC (2000) Evaluación ecológica rápida de los arrecifes coralinos de Punta de Manabique, costa Caribe de Guatemala. Washington, D.C.: Report for The Nature Conservancy, TNC. 23 p.
95. Fonseca A, Arrivillaga A (2003) Coral reefs of Guatemala. In: Cortés J. *Latin American Coral Reefs*. Amsterdam: Elsevier Science. pp 159–169.

96. Arrivillaga A (2003) Estado actual de los recursos marinos y costeros de Guatemala. Informe Técnico No. 2. Guatemala: Instituto de Incidencia Ambiental Universidad Rafael Landívar. 69 p.
97. Garcia-Salgado M, Nava-Martinez G, Bood N, Mcfield M, Molina-Ramirez A, et al. (2008) Status of Coral Reefs in the Mesoamerican Region. In: Wilkinson C, ed. Status of coral reefs of the world: 2008. Townsville, Australia: Global Coral Reef Monitoring Network and Reef and Rainforest Research Center. pp 253–264.
98. Bouchchon C, Portillo P, Bouchchon-Navarro Y, Louis M, Hoetjes P, et al. (2008) Status of coral reefs of the Lesser Antilles: The French West Indies, The Netherlands Antilles, Anguilla, Antigua, Grenada, Trinidad and Tobago. In: Wilkinson C, ed. Status of coral reefs of the world: 2008. Townsville, Australia: Global Coral Reef Monitoring Network and Reef and Rainforest Research Center. pp 265–279.
99. Coomans HE (1963) The genus *Conus* in the southern Caribbean. *Ann Rep American Malac Union* 30: 9–10.
100. Cosel RV (1976) Contribución al conocimiento del género *Voluta* Linné, 1758 (Prosobranchia) en la costa del norte de Colombia. *Mitt Inst Colombo-Alemán Invest Cient* 8: 83–104.
101. Vink DL, Cosel RV (1985) The *Conus edonulli* complex: historical review, taxonomy, and biological observations. *Re Suisse Zool* 92: 525–603.
102. Moore DR (1974) Remarks on the marine molluscan fauna of northern South America. *Bull Amer Malacol Union* 39: 17–18.
103. Cosel RV (1982) Zoogeographische und taxonomische Aspekte mariner Mollusken des tropischen Atlantiks, ein Situationsbericht. *Mitt Deusch Malak Ges* 3: 26–29.
104. Jackson JB, Jung P, Fortunato H (1996) Paciphilia revisited: transisthmian evolution of the Strombina group (Gastropoda: Columbellidae). In: Jackson JB, Budd AF, Coates AG, eds. *Evolution and Environment in Tropical America*. Chicago, USA: Univ. Chicago Press. pp 234–270.
105. Hendl G, Pawson DL (2000) Echinoderms of the Rhomboidal cays, Belize: biodiversity, distribution, and ecology. *Atoll Res Bull* 479: 274–299.
106. Hendl G, Peck RW (1988) Ophiuroids off the deep end: fauna of the Belizean fore-reef slope. In: Burke RD, Mladenov PV, Lambert P, Parsley RL, eds. *Echinoderm Biology*. Rotterdam/Brookfield: Proc. 6th Int. Echinoderm Conf., Victoria. A.A. Balkema. pp 411–419.
107. Hotchkiss FH (1982) Ophiuroidea (Echinodermata) from Carrie Bow Cay, Belize. In: Rützler K, Macintyre IG, eds. *The Atlantic Barrier Reef Ecosystem of Carrie Bow Cay Belize I Structure and Communities*. Washington (DC): Smithsonian Institution Press. pp 387–411.
108. Miller JE, Pawson DL (1984) Holothurians (Echinodermata: Holothuroidea). St. Petersburg, Florida: Memories of Hourglass Cruises. Florida Department of Natural Resources. Marine Research Laboratory, Vol. VII Part I. 79 p.
109. Fontaine A (1953) The shallow water echinoderms from Jamaica. Part IV. The sea cucumbers (Class Holothuroidea). *Nat Hist Notes Nat Hist Soc Jamaica* 62-63: 29–33.
110. Deichmann E (1940) Report on the holothurians collected by the Harvard-Havana Expeditions 1938 and 1939, with revision of the Molpadonia of the Atlantic Ocean. *Mem Soc Cubana Hist Nat* 14: 183–240.
111. Deichmann E (1930) The holothurians of the western part of the Atlantic Ocean. *Bull Mus Comp Zool Harvard Univ* 71: 41–226.
112. Deichmann E (1926) Report of the holothurians collected by the Barbados-Antigua Expedition. *Stud Nat Hist Univ Iowa* 11: 9–31.
113. Vermeij GJ (1978) *Biogeography and Adaptation*. Cambridge, Massachusetts: Harvard University Press. 332 p.
114. Pauls S (2003) Esponjas. In: Aguilera M, Azocar A, González E, eds. *Biodiversidad en Venezuela Tomo I*. Caracas, Venezuela: Fundación Polar y Ministerio de Ciencia y Tecnología. pp 210–219.
115. Smith ML, Carpenter KE, W WR (2002) An introduction to the Oceanography, Geology, Biogeography, and Fisheries of the tropical and subtropical western central Atlantic. In: Carpenter KE, ed. *The living marine resources of the western central Atlantic*. Volume 1: introduction, molluscs, crustaceans, hagfishes, sharks, batoid fishes, and chimaeras. Rome, FAO: FAO Species Identification Guide for Fishery Purposes and American Society of Ichthyologists and Herpetologists Special Publication No. 5. pp 1–599.
116. Ward JR, Kim K, Harvell CD (2007) Temperature affects coral disease resistance and pathogen growth. *Mar Ecol Progr Ser* 329: 115–121.
117. Bruno JF, Selig ER, Casey KS, Page CA, Willis BL, et al. (2007) Thermal stress and coral cover as drivers of coral disease outbreaks. *PLoS Biol* 5: 1220–1227.
118. Anthony KR, Kline DI, Diaz-pulido G, Dove S, Hoegh-guldberg O (2008) Ocean acidification causes bleaching and productivity loss in coral reef builders. *Proc Natl Acad Sci USA* 105: 17442–17446.
119. Hoegh-Guldberg O, Mumby PJ, Hooten AJ, Steneck RS, Greenfield P, et al. (2007) Change and Ocean Acidification. *Science* 318: 1737–1742.
120. Harvell CD, Kim K, Burkholder JM, Colwell RR, Epstein PR, et al. (1999) Emerging marine diseases—climate links and anthropogenic factors. *Science* 285: 1505–1510.
121. Harvell D, Altizer S, Cattadori IM, Harrington L, Weil E (2009) Climate change and wildlife diseases: When does the host matter the most? *Ecology* 90: 912–920.
122. Weil E, Ritchie KB, Croquer A, Cunnig JR, Smith GW (2008) Inoculation of *Vibrio* spp. onto *Montastraea faveolata* fragments to determine potential pathogenicity. *Proc 11th Int Coral Reef Symp Ft Lauderdale, Florida*. pp 202–205.
123. Fabricius KE (2005) Effects of terrestrial runoff on the ecology of corals and coral reefs: review and synthesis. *Mar Pollut Bull* 50: 125–146.
124. Fabricius KE, De'ath G (2004) Identifying ecological change and its causes: a case study on coral reefs. *Ecol Appl* 14: 1448–1465.
125. Díaz JM, Gómez DI (2003) Cambios históricos en la distribución y abundancia de praderas de pastos marinos en la Bahía de Cartagena y áreas aledañas (Colombia). *Bol Invest Mar Cost* 32: 57–74.
126. Mumby PJ, Hastings A (2008) The impact of ecosystem connectivity on coral reef resilience. *J Appl Ecol* 45: 854–862.
127. Osman R, Shirley T (2007) Proceedings and final report of the Gulf of Mexico and Caribbean Marine Invasive Species Workshop. Corpus Christi, Texas: Harte Research Institute for Gulf of Mexico Studies and Smithsonian Environmental Research Center. 47 p.
128. Rilov G, Crooks JA (2009) Biological invasions in marine ecosystems: ecological, management, and geographic perspectives. Berlin: Springer. 641 p.
129. Miloslavich P (2007) Marine diversity and invasions in Venezuela. In: Osman R, Shirley T, eds. Proceedings and final report of the Gulf of Mexico and Caribbean marine invasive species workshop Harte Research Institute for Gulf of Mexico Studies and Smithsonian Environmental Research Center. pp 24–25.
130. Grober-Dunsmore R, Keller ED (2008) Caribbean connectivity: Implications for marine protected area management. Silver Spring, MD: Proceedings of a Special Symposium held on November 2006, Annual Meeting of the Gulf and Caribbean Fisheries Institute, Belize City, Belize. Marine Sanctuaries Conservation Series, ONMS-08-07. NOAA. 195 p.
131. Guarderas P, Hacker SD, Lubchenco J (2008) Current status of marine protected areas in Latin America and the Caribbean. *Conserv Biol* 22: 1630–1640.
132. Geoghegan T, Smith AH, Thacker K (2001) Characterization of Caribbean marine protected areas: an analysis of ecological, organizational, and socio-economic factors characterization. Caribbean Natural Resources Institute (CANARI), Technical Report N. 287 p.
133. Cipriani R, Antezak A (2008) Qualitative Effects of Pre-Hispanic Harvesting on Queen Conch: The Tale of a Structured Matrix Model. In: Antezak A, Cipriani R, eds. *Early Human Impact on Megamolluscs, BAR International Series 1865*. Oxford, Reino Unido: Archaeopress. pp 95–110.
134. Posada JM, Stoner AW, Sealey KS, Antezak A, Schapira D, et al. (2007) Regional Initiative for the Evaluation of Queen Conch (*Strombus gigas*) Exploitation under an Historical Perspective. *Proc Gulf Caribb Fish Inst* 59: 23–30.
135. Díaz-Pulido G, Garzon-Ferreira J (2002) Seasonality in Algal Assemblages on Upwelling-influenced Coral Reefs in the Colombian Caribbean. *Botánica Marina* 45: 284–292.
136. Zea S (1993) Cover of Sponges & Other Sessile Organisms in Rocky & Coral Reef Habitats of Santa Marta, Colombian Caribbean Sea. *Caribb J Sci* 29: 75–88.
137. Díaz JM, Puyana M (1994) Moluscos del Caribe Colombiano. Un catálogo ilustrado. 1 ed. Bogotá, Colombia: Colciencias-Fundación Natura-INVE-MAR. 291 p.
138. Hernández C, Alvarez F (2007) Changes in the crustacean community of a tropical rocky intertidal shore: is there a pattern? *Hydrobiológica* 17: 25–34.
139. Brattstrom H (1999) Marine biological investigations in the Bahamas 23. Description of the littoral zonation at nine Bahamian rocky-shore localities. *SARSIA* 84: 319–365.
140. Cruz-Motta JJ (2007) Spatial analysis of intertidal tropical assemblages associated with rocky shores in Venezuela. *Ciencias Marinas* 33: 133–148.
141. Good TP (2004) Distribution and abundance patterns in Caribbean rocky intertidal zones. *Bull Mar Sci* 74: 459–468.
142. Núñez SG, López NH, García CB, Navas GR (1999) Bimonthly characterization and behavior of the sessile community associated with the rocky littoral of Bocachica, Tierra Bomba Island, Colombian Caribbean. *Cienc Mar* 25: 629–646.
143. Thomas ML (1985) Littoral community structure and zonation on the rocky shores of Bermuda. *Bull Mar Sci* 37: 857–870.
144. Thomas ML, Logan A, Eakins KE, Mathers SM (1992) Biotic Characteristics of the anchialine ponds of Bermuda. *Bull Mar Sci* 50: 133–157.
145. Miloslavich P, Klein E, Yerena E, Martín A (2003) Marine Biodiversity in Venezuela: status and perspectives. *Gayana* 67: 275–301.
146. Wood JB, Jackson KJ (2005) Bermuda's marine biodiversity. In: Miloslavich P, Klein E, eds. *Caribbean Marine biodiversity: the known and the unknown*. Lancaster (Pen), USA: DEStech Publications, Inc. pp 19–35.
147. Wallenstein FM, Neto AL (2006) Intertidal rocky shore biotopes of the Azores: a quantitative approach. *Helgol Mar Res* 60: 196–206.
148. Kachler S, Williams GA (1996) Distribution of algae on tropical rocky shores: Spatial and temporal patterns of non-coralline encrusting algae in Hong Kong. *Mar Biol* 125: 177–187.
149. Kachler S, Williams GA (1998) Early development of algal assemblages under different regimes of physical and biotic factors on a seasonal tropical rocky shore. *Mar Ecol Progr Ser* 172: 61–71.
150. Lubchenco J, Menge BA, Garrity SD, Lubchenco PJ, Ashkenas LR, et al. (1984) Structure, persistence, and role of consumers in a tropical rocky intertidal community (Taboguilla Island, Bay of Panama). *J Exp Mar Biol Ecol* 78: 23–73.



151. Menge BA, Lubchenco J, Ashkenas LR (1985) Diversity, heterogeneity and consumer pressure in a tropical rocky intertidal community. *Oecologia* 65: 394–405.
152. Menge BA, Lubchenco J, Gaines SD, Ashkenas LR (1986) A test of the Menge-Sutherland model of community organization in a tropical rocky intertidal food web. *Oecologia* 71: 75–89.
153. Hughes TP (1994) Catastrophes, phase shifts, and large-scale degradation of a Caribbean coral. *Science* 265: 1547–1551.
154. Hughes T, Rodrigues M, Bellwood D, Ceccarelli D, Hoegh-Gulberg O, et al. (2007) Phase shifts, herbivory and the resilience of coral reefs to climate change. *Curr Biol* 17: 360–365.
155. McCook IJ (1999) Macroalgae, nutrients and phase shift on coral reefs: scientific issues and management consequences for the Great Barrier Reef. *Coral Reefs* 18: 357–367.
156. Lubchenco J (1986) Relative importance of competition and predation: Early colonization by seaweeds in New England. In: Diamond JM, Case T, eds. *Community ecology*. New York: Harper & Row. pp 537–555.
157. Menge BA, Sutherland JP (1987) Community regulation: Variation in disturbance, competition and predation in relation to environmental stress and recruitment. *Am Nat* 130: 730–757.
158. Menge BA, Branch GM (2001) Rocky intertidal communities. In: Bertness MD, Gaines SD, Hay ME, eds. *Marine community ecology*. Sunderland: Sinauer Associates. pp 211–254.
159. Berneckner A (2009) Marine benthic algae, Species List: Compact Disc. 17–70. In: Wehrmann I, Cortés J, eds. *Marine biodiversity of Costa Rica, Central America*. Berlin: Springer. pp 109–117.
160. Diaz-pulido G, Diaz-ruiz M (2003) Diversity of benthic marine algae of the Colombian Atlantic. *Biota Colombiana* 4: 203–246.
161. Littler D, Littler M (2000) Caribbean reef plants: an identification guide to the reef plants of the Caribbean. Washington (DC): OffShore Graphics Inc. 542 p.
162. Taylor W (1960) Marine algae of the eastern tropical and subtropical coasts of the Americas. Ann Harbor, Michigan: University of Michigan Press. xi+870 p.
163. Alcolado P (2002) Catálogo de las esponjas de Cuba. *Avicennia* 15: 53–72.
164. Alvizu A (2006) Composición y abundancia de esponjas asociadas a dos parches coralinos en la Isla de Cubagua, Venezuela. Boca del Río, Venezuela: Trabajo de grado para optar al título de Licenciado en Biología Marina. Universidad de Oriente. 52 p.
165. Amaro M (2005) Demospongiae (Porifera) asociadas a sustrato coralino, en la Bahía de Mochima, Estado Sucre, Venezuela, durante el año 2004–2005. Cumaná, Venezuela: Trabajo de grado para optar al título de MSc Ciencias Marinas. Universidad de Oriente. 86 p.
166. Cortés J, van Der Hal N, van Soest R (2009) Sponges. Species List: Compact Disc pp. 83–93. In: Wehrmann I, Cortés J, eds. *Marine Biodiversity of Costa Rica, Central America*. Berlin: Springer. pp 137–142.
167. Diaz MC (2005) Common Sponges from Shallow Marine Habitats from Bocas del Toro Region, Panama. *Caribb J Sci* 41: 465–475.
168. Diaz MC, van Soest R, Pomponi S (1991) A systematic revision of the Central Atlantic Halichondrids (Demospongiae, Porifera). Part I: Evaluation of characters and diagnosis of genera. Fossil and recent sponges. Heidelberg: Springer-Verlag. pp 134–149.
169. Gómez P (1992) Esponjas Marinas (Porifera) de la Reserva de la Biosfera de Sian Ka'an. In: Navarro D, Suárez E, eds. *Diversidad Biológica en la Reserva de la Biosfera de Sian Ka'an Quintana Roo, Mexico*. Chetumal, Mexico: CIQRO/SEDESOL. pp 23–33.
170. Gómez P (2002) Esponjas marinas del Golfo de México y el Caribe. Mexico: AGT Editor, S. A. 134 p.
171. Gómez P, Gardiner SL (2006) *Yucatania clavus*, new genus and species of the family Thrombidae (Porifera: Demospongiae: Astrophorida) from the continental shelf off Yucatan, Mexico. *Proc Biol Soc Wash* 119: 339–345.
172. Hechtel GJ (1965) A systematic study of the Demospongiae of Port Royal, Jamaica. *Bull. Peabody Mus Nat Hist* 20: 1–94.
173. Hechtel GJ (1969) New species and records of shallow water Demospongiae from Barbados, west indies. *Postilla* 132: 1–38.
174. Kobluk DR, van Soest R (1989) Cavity-dwelling sponges in a Southern Caribbean coral reef and their paleontological implications. *Bull Mar Sci* 44: 1207–1235.
175. Laubenfels MW (1936) A discussion of the sponge fauna of the Dry Tortugas in particular and the west indies in general, with material for a revision of the families and orders of the Porifera. *Carnegie Instit Wash* 30: 1–225.
176. Lehnert H (1993) The sponges from Cozumel (Mexico). Inventory, critical comparison of taxonomic characters and description of a new species. *Acta Biol Benrodis* 5: 35–127.
177. Lehnert H (1998) *Thrombus janca* new species (Porifera, Demospongiae, Astrophorida) from shallow water off Jamaica. *Bull Mar Sci* 62: 181–187.
178. Lehnert H, van Soest R (1996) North Jamaican deep fore-reef sponges. *Beaufortia* 46: 53–81.
179. Lehnert H, van Soest R (1998) Shallow water sponges of Jamaica. *Beaufortia* 48: 71–103.
180. Lehnert H, van Soest R (1999) More north Jamaican deep fore-reef sponges. *Beaufortia* 49: 141–169.
181. Pérez A (2007) Estudio de las comunidades de esponjas asociadas a las raíces del mangle rojo *Rhizophora mangle* en la Laguna de la Restinga entre julio 2004 y agosto 2005. Boca del Río, Venezuela: Trabajo de grado para optar al título de Licenciado en Biología Marina. Universidad de Oriente. 90 p.
182. Pulitzer-Finali G (1986) A collection of West Indian Demospongiae (Porifera). In: appendix a list of Demospongiae hitherto recorded from the West Indies. *Ann Mus Civ Genova* 86: 65–216, 87 figures.
183. Rützler K, Diaz MC, van Soest R, Zea S, Smith K, et al. (2000) Diversity of sponge fauna in mangrove ponds, Pelican Cays, Belize. *Atoll Res Bull* 476: 230–248.
184. Weerdt W (2000) A monograph of the shallow-water Chalinidae (Porifera, Haplosclerida) of the Caribbean. *Beaufortia* 50: 1–67.
185. Weerdt WH, Rützler K, Smith KP (1991) The Chalinidae (Porifera) of Twin Cays, Belize, and adjacent waters. *Proc Biol Soc Wash* 104: 189–205.
186. Weil E (2006) Coral, Octocoral and sponge diversity in the reefs of the Jaragua National Park, Dominican Republic. *Rev Biol Trop* 54: 423–443.
187. Zea S (1987) Esponjas del Caribe Colombiano. Santa Marta, Colombia: Catálogo Científico. 286 p.
188. Alcolado P, Claro-Madruga R, Menéndez-Macias G, García-Parrado P, Martínez-Duranas B, et al. (2003) The Cuban coral reefs. In: Cortés J, ed. *Latin American coral reefs*. Amsterdam: Elsevier Science. pp 53–75.
189. Bak R (1975) Ecological aspects of the distribution of reef corals in the Netherland Antilles. *Bijdr Dierk* 45: 181–190.
190. Ballantine DL, Appeldoorn RS, Yoshioka P, Weil E, Armstrong R, et al. (2008) Biology and ecology of Puerto Rican coral reefs. In: Riegl BM, Dodge RE, eds. *Coral reefs of the USA*. Netherlands: Springer + Business Media B.V. pp 375–406.
191. Cairns S (1982) Stony corals (Cnidaria: Hydrozoa, Scleractinia) of Carrie Bow Cay, Belize. In: Rutzler K, Macintyre I, eds. *The Atlantic The Atlantic barrier ecosystems at Carrie Bow Cay, Belize, I: Structure and Communities*. Smithsonian Contributions to the Marine Science, number 12. pp 271–302.
192. Cortés J (2009) Stony corals. Species List: Compact Disc pp. 112–118. In: Wehrmann I, Cortés J, eds. *Marine Biodiversity of Costa Rica, Central America*. Berlin: Springer. pp 169–173.
193. González-Ferrer S, Caballero H, Alcolado P, Jiménez A, Martín F, et al. (2007) Diversidad de corales pétreos en once sitios de buceo recreativo de “María la Gorda”, Cuba. *Rev Invest Mar* 28: 121–130.
194. Guzmán H (1998) Diversity of stony, soft and black corals (Anthozoa: Scleractinia, Gorgonacea, Antipatharia; Hydrozoa: Milleporina) at Cayos Cochinos, Bay Islands, Honduras. *Rev Biol Trop* 46 Suppl 4: 75–80.
195. Guzmán H (2003) Caribbean coral reefs of Panama: present status and future perspectives. In: Cortés J, ed. *Latin American Coral Reefs*. Amsterdam: Elsevier Science. pp 241–274.
196. Pralh HV, Erhardt H (1985) Colombia: corales y arrecifes coralinos. Bogotá, Colombia: Edt. Presencia. 295 p.
197. Ramírez-Villareal P (2001) Corales de Venezuela. *Porlamar: Consejo de Investigación de la Universidad de Oriente, Fundaconferny, Comisión de Investigación del Núcleo de Nueva Esparta de la Universidad de Oriente*. 219 p.
198. Reyes J (2000) Lista de los corales (Cnidaria: Anthozoa: Scleractinia) de Colombia. *Biota Colombiana* 1: 164–176.
199. Ryan J, Zapata Y (2003) Nicaragua's coral reefs: status, health and management strategies. In: Cortés J, ed. *Latin American Coral Reefs*. Amsterdam: Elsevier Science. pp 203–222.
200. Steiner SC (2003) Stony corals and reefs of Dominica, Lesser Antilles. *Atoll Res Bull* 498: 1–15.
201. Weil E (2003) The corals and coral reefs of Venezuela. In: Cortés J, ed. *Latin American Coral Reefs*. Amsterdam: Elsevier Science. pp 303–330.
202. Wells J (1973) New and old scleractinian corals from Jamaica. *Bull Mar Sci* 23: 16–58.
203. Salazar-Vallejo S (1996) Lista de especies y bibliografía de Poliquetos (Polychaeta) del Gran Caribe. *An Inst Biol Univ Nac Autón Méx, Ser Zool* 67: 11–50.
204. Perkins T, Savage T (1975) A Bibliography and Checklist of Polychaetous Annelids of Florida, the Gulf of Mexico, and the Caribbean Region. St. Petersburg, Florida: Florida Marine Research Publications N° 14. 62 p.
205. Dean HK (2009) Polychaetes and echiurans. Species List: Compact Disc pp. 122–159. In: Wehrmann I, Cortés J, eds. *Marine Biodiversity of Costa Rica, Central America*. Berlin: Springer. pp 181–191.
206. Dean HK (2001) Marine biodiversity of Costa Rica: the phyla Sipuncula and Echiura. *Rev Biol Trop* 49 Suppl 2: 85–90.
207. Bone D, Liñero I (2003) Anélidos. In: Aguilera M, Azócar A, González-Jiménez E, eds. *Biodiversidad en Venezuela*. Caracas/Venezuela: Fundación Polar, Ministerio de Ciencia y Tecnología, Fondo nacional de Ciencia, Tecnología e Innovación (FONACIT). pp 264–272.
208. Vokes H, Vokes E (1983) Distribution of shallow-water marine Mollusca, Yucatan Peninsula, Mexico. New Orleans: Middle American Research Institute, Tulane University. 153 p.
209. Steiner G, Kabat AR (2004) Catalog of species-group names of Recent and fossil Scaphopoda (Mollusca). *Zoosystema* 26: 549–726.
210. Schwabe E, Wehrmann I (2009) Chitons. Species List: Compact Disc pp. 240–242. In: Wehrmann I, Cortés J, eds. *Marine Biodiversity of Costa Rica, Central America*. Berlin: Springer. pp 323–331.
211. Rodríguez-Sevilla L, Vargas R, Cortés J (2009) Benthic, shelled gastropods. Species List: Compact Disc pp. 243–325. In: Wehrmann I, Cortés J, eds. *Marine Biodiversity of Costa Rica, Central America*. Berlin: Springer. pp 333–356.

212. Magaña-Cubillo J, Espinosa J (2009) Bivalves. Species List: Compact Disc pp. 348–378. Marine Biodiversity of Costa Rica, Central America. Berlin: Springer. pp 387–398.
213. Lodeiros C, Marin B, Prieto A (1999) Catálogo de moluscos marinos de las costas nororientales de Venezuela: Clase Bivalvia. Venezuela: Edición Apudons. 109 p.
214. Hochberg F, Camacho-García Y (2009) Squids and octopus. Species List: Compact Disc pp. 379–382. In: Wehrmann I, Cortés J, eds. Marine Biodiversity of Costa Rica, Central America. Berlin: Springer. pp 399–407.
215. Hess DF, Abbott RT, Hamann J, Meyer K, Millen S, et al. (1994) Marine molluscs of the Cayman Islands. In: Brunt MA, Davies JE, eds. The Cayman Islands: natural history and biogeography. The Netherlands: Kluwer Academic Publishers. pp 139–189.
216. Grana Raffucci FA (2007) Nomenclatura de los organismos acuáticos y marinos de Puerto Rico e Islas Vírgenes, Vol.3 Moluscos de Puerto Rico e Islas Vírgenes. San Juan, Puerto Rico: Puerto Rico Department of Natural & Environmental Resources.
217. Gracia A, Ardila N, Díaz J (2004) Gastropods collected along the continental shelf-slope of the Colombian Caribbean during the INVEMAR-Macrofauna campaigns, including 49 first records for Colombia and 18 for the Caribbean Sea (1998–2001). *Iberus* 22: 43–75.
218. García-Ríos C (2003) Quitones de Puerto Rico. San Juan, Puerto Rico: Colección Academia Contemporánea, Isla Negra Editores. 208 p.
219. Espinosa J, Fernández-Garcés R, Rolán E (1995) Catálogo actualizado de los moluscos marinos de Cuba. *Reseñas malacológicas, Soc Esp Malac* 9: 1–90.
220. Camacho-García Y (2009) Benthic opisthobranchs. Species List: Compact Disc pp. 330–347. In: Wehrmann I, Cortés J, eds. Marine Biodiversity of Costa Rica, Central America. Berlin: Springer. pp 371–386.
221. Stock JH (1985) Stygobiont Amphipod Crustaceans of the Hadzoid Group from Haiti. *Bijdr Dierk* 52: 331–426.
222. Shoemaker CR (1948) The amphipods of the Smithsonian-Roebling Expedition to Cuba in 1937. *Smithsonian Misc Coll* 110: 1–15.
223. Shoemaker CR (1935) The Amphipods of Porto Rico and the Virgen Islands. *New York Academy of Sciences* 15: 229–253.
224. Ortiz M, Martín A, Winfield I, Díaz Y, Atienza D (2004) Clave gráfica para la identificación de las familias, géneros y especies de los anfipodos (Crustacea: Gammaridea) marinos y estuarinos del Atlántico Occidental Tropical. Mexico: UNAM, Fac. Estudios Superiores Iztacala. 162 p.
225. Ortiz M, Lemaitre R (1997) Seven amphipods (Crustacea, Peracarida, Gammaridea) from the Caribbean coast of South America. *Bol Inv Mar Cos* 26: 71–104.
226. Ortiz M, Alvarez F, Winfield I (2001) Illustrated key to the identification of genera and species of Caprellid amphipods (Amphipoda, Caprellidea) from the Western tropical North Atlantic. *Gulf and Caribbean Research. Facultad de Estudios Superiores, Iztacala, UNAM.* 83 p.
227. Ortiz M (1983) Los anfipodos (Gammaridea) de las costas del Mar Caribe de la Republica de Colombia. *Rev Invest Mar* 4: 23–31.
228. McCain JC (1968) The Caprellidea (Crustacea: Amphipoda) of the Western North Atlantic. *Bull US Nat Mus* 278: 1–147.
229. Martín A (2007) Catálogo de los anfipodos (Crustacea: Amphipoda: Gammaridea y Caprellidea) de Venezuela. Tomos I y II. Caracas, Venezuela: Trabajo de Ascenso a Titular. Universidad Simón Bolívar. 1080 p.
230. Lalana R, Ortiz M, Varela C (2005) Primera adición a la lista de los crustáceos no decápodos de Cuba. *Revista de Biología* 19: 50–56.
231. Guerra-García J, Krapp-schickel T, Müller H (2006) Caprellids from the Caribbean coast of Colombia, with description of three new species and a key for species identification. *Bol Invest Mar Cost* 35: 149–194.
232. Gasca R (2009) Hyperiid amphipods. Species List: Compact Disc pp. 217–218. In: Wehrmann I, Cortés J, eds. Marine Biodiversity of Costa Rica, Central America. Berlin: Springer. pp 275–282.
233. Foster JM, LeCroy SE, Heard RW, Vargas R (2009) Gammaridean amphipods. Species List: Compact Disc pp. 212–216. In: Wehrmann I, Cortés J, eds. Marine Biodiversity of Costa Rica, Central America. Berlin: Springer. pp 265–274.
234. Díaz YJ, Martín A (2008) Los anfipodos de Venezuela (Crustacea: Caprellidae y Gammaridae): biodiversidad, distribución y claves para su identificación. *Ecorregiones Golfo Triste, Tocuyo y Paraguaná. Caracas, Venezuela: Universidad Simón Bolívar – Inversiones Toda Vista, C.A.* 498 p.
235. Díaz YJ, Martín A (2008) Catálogo de los crustáceos anfipodos de la región oriental de Venezuela. Caracas, Venezuela: Informe Final. Universidad Simón Bolívar - Chevron. 626 p.
236. Díaz YJ, Guerra-García JM, Martín A (2005) Caprellids (Crustacea: Amphipoda: Caprellidae) from shallow waters of the Caribbean coast of Venezuela. *Org Divers Evol* 5: 1–25.
237. Díaz YJ (2001) Contribución al conocimiento del Orden Amphipoda de la costa Centro-Occidental de Venezuela. Caracas, Venezuela: Tesis de Maestría. Universidad Simón Bolívar. xxxiv +542 p.
238. Ciavatti G (1989) Les talitridés (Crustacea, Amphipoda) des plages de la Guadeloupe, description de deux especes nouvelles. *Ann Inst Oceanogr, Paris* 65: 127–146.
239. Barnard JL (1954) Amphipoda of the family Ampeliscidae collected by the Veleró III in the Caribbean Sea. *Allan Hancock Atlantic Expedition Repor* 7: 1–13.
240. Zoppi De Roa E (1967) Contribución al estudio de los equinodermos de Venezuela. *Acta Biol Venezolana* 5: 267–333.
241. Suárez AM (1974) Lista de equinodermos Cubanos recientes. *Invest Mar* 8: 1–72.
242. Serafy DK (1970) A new species of *Clypeaster* from the Gulf and Caribbean and key to the species in the tropical northwestern Atlantic (Echinodermata: Echinoidea). *Bull Mar Sci* 20: 662–677.
243. Pawson D, Vance DJ, Ahearn C (2001) Western Atlantic sea cucumbers of the Order Molpadida (Echinodermata: Holothuroidea). *Bull Biol Soc Washington* 10: 311–327.
244. Meyer DL, Macurda DB (1976) Distribution of shallow-water crinoids near Santa Marta, Colombia. *Mitt Inst Colombo-Alemán Invest Cient* 8: 141–156.
245. Martínez A, Mago HA (1975) Contribución al conocimiento de los holoturoideos (Holothuroidea: Echinodermata) de la región oriental de Venezuela. *Bol Inst Oceanogr Venezuela Univ Oriente* 14: 187–197.
246. Martínez A (1989) Holoturoideos (Echinodermata, Holothuroidea) de la región nor-oriental de Venezuela y algunas dependencias federales. *Bol Inst Oceanogr Venezuela Univ Oriente* 28: 105–112.
247. Martínez A (1987) Equinoideos y Asteroideos de Venezuela. *Bol Inst Oceanogr Venezuela Univ Oriente* 26: 153–164.
248. Macurda DB (1982) Shallow-water Crinoidea (Echinodermata) from Carrie Bow, Belize. In: Rüttsler K, Macintyre IG, eds. The Atlantic barrier reef ecosystem at Carrie Bow Cay, Belize, I. Structure and communities. Washington, D.C.: Smithsonian Institution Press. pp 413–416.
249. Lessios HA (1998) Shallow water echinoids of Cayos Cochinos, Honduras. *Rev Biol Trop* 46 suppl 4: 95–101.
250. Laguarda-Figueras A, Solís-Marín FA, Durán-González A, Ahearn CG, Buitrón-Sánchez BE, et al. (2005) Equinodermos (Echinodermata) del Caribe Mexicano. *Rev Biol Trop* 53 suppl 3: 109–122.
251. Herrera-Moreno A, Betancourt-Fernández L (2004) Especies de equinodermos recientes (Echinodermata: Crinoidea: Asteroidea: Ophiuroidea: Echinoidea y Holothuroidea) conocidas para la Hispaniola. *Ciencia y Sociedad, Universidad INTEC, Santo Domingo* 29: 506–533.
252. Hendler G (2005) Two new brittle star species of the genus *Ophiotrix* (Echinodermata: Ophiuroidea: Ophiotrichidae) from coral reefs in the southern Caribbean sea, with notes on their biology. *Caribb J Sci* 41: 583–599.
253. Hendler G (1995) New species of brittle stars from the western Atlantic, *Ophioreis vitata*, *Amphioplus sepultus*, and *Ophiostigma siva*, and the designation of a neotype for *Ophiostigma isocanthum* (Say) (Echinodermata: Ophiuroidea). *NHMLAC Contributions in Science* 458: 1–19.
254. Hendler G (1988) Western Atlantic Ophiopelis (Echinodermata: Ophiuroidea): a description of *O. pawsoni* new species, and key to the species. *Bull Mar Sci* 42: 265–272.
255. Hasbún CR, Lawrence AJ (2002) An annotated description of shallow water holothurians (Echinodermata: Holothuroidea) from Cayos Cochinos, Honduras. *Rev Biol Trop* 50: 669–678.
256. González DN, Solano OD, Navas G (2002) Equinodermos colectados por la expedición CIOH-INVEMAR-Smithsonian desde Cartagena al Golfo de Urabá, Caribe Colombiano. *Bol Inv Mar Cos* 31: 85–132.
257. Francisco V, Pauls SM (2008) Especies del Orden Clypeasteroidea (Echinodermata: Echinoidea) de las costas de Venezuela. *Rev Biol Trop* 56 suppl 3: 215–228.
258. Fontaine A (1953) The shallow water echinoderms from Jamaica. Part II. The brittle-stars (Class Ophiuroidea). *Nat Hist Notes Nat Hist Soc Jamaica* 60: 197–205.
259. Fontaine A (1953) The shallow water echinoderms from Jamaica. Part I. The starfishes (Class Asteroidea). *Nat Hist Notes Nat Hist Soc Jamaica* 56: 170–184.
260. Flores C, Rodríguez A (1970) Status de la familia Goniasteridae (Asteroidea: Phanerozoia) en la región Oriental de Venezuela. *Bol Inst Oceanogr Universidad de Oriente* 9: 3–8.
261. Downey ME (1973) Starfishes from the Caribbean and the Gulf of Mexico. *Smithson Contrib Zool* 126: 158.
262. Devaney DM (1974) Shallow-water echinoderms from British Honduras, with a description of a new species of *Ophiocoma* (Ophiuroidea). *Bull Mar Sci* 24: 122–164.
263. Del Valle-García R, Solís-Martín FA, Abreu-Pérez M, Laguarda-Figueras A, Durán-González A (2005) Catálogo de los equinodermos (Echinodermata: Crinoidea, Echinoidea, Holothuroidea) nerítico-bentónicos del Archipiélago Cubano. *Rev Biol Trop* 53 suppl 3: 9–28.
264. Del Valle-García R, Abreu-Pérez M, Rodríguez R, Solís-Marín FA, Laguarda-Figueras A, et al. (2008) Equinodermos (Echinodermata) del occidente del Archipiélago Sabana-Camagüey, Cuba. *Rev Biol Trop* 56 suppl 3: 19–35.
265. Deichmann E (1963) Shallow water holothurians known from the Caribbean waters. *Stud Fauna Curaçao* 14: 100–118.
266. Clark HL (1901) The Echinoderms of Porto Rico. U.S. Fish Commission Bulletin for 1900 2: 231–263.
267. Clark AM, Downey ME (1992) Starfishes of the Atlantic. London: Chapman & Hall. 794 p.
268. Chesher RH (1972) The status of knowledge of Panamanian Echinoids, 1971, with comments on other Echinoderms. *Bull Biol Soc Wash* 2: 139–157.
269. Caycedo IE (1979) Observaciones de los equinodermos en las Islas del Rosario. *An Inst Inv Mar Punta Betín* 11: 39–47.
270. Caycedo IE (1978) Holothuroidea (Echinodermata) de aguas someras en la costa norte de Colombia. *An Inst Inv Mar Punta Betín* 10: 149–198.

271. Borrero-Pérez GH, Solano OD, Benavides-Serrato M (2002) Lista revisada de los erizos (Echinodermata: Echinoidea) del Mar Caribe Colombiano. *Biota Colombiana* 3: 141–148.
272. Borrero-Pérez GH, Benavides-Serrato M, Solano OD, Navas GR (2008) Brittle-stars (Echinodermata: Ophiuroidea) from the continental shelf and upper slope of the Colombian Caribbean. *Rev Biol Trop* 56 suppl 3: 169–204.
273. Borrero-Pérez GH, Benavides-Serrato M, Solano OD, Navas GR (2002) Equinoideos (Echinodermata: Echinoidea) colectados en la franja superior del talud continental del Caribe Colombiano. *Bol Inv Mar Cos* 31: 133–166.
274. Benavides-Serrato M, Borrero-Pérez GH, Solano OD, Navas GR (2005) Listado taxonómico de los asteroideos (Echinodermata: Asteroidea) de la plataforma y el talud superior del Caribe colombiano. *Rev Biol Trop* 53 suppl 3: 171–194.
275. Benavides-Serrato M, Borrero-Pérez GH (2000) Equinodermos de la franja superior del talud continental del Caribe Colombiano. Santa Fé de Bogotá: Tesis de Biólogo Marino, Univ. Bogotá Jorge Tadeo Lozano. 527 p.
276. Benavides-Serrato M (2006) Taxonomic List of the Shallow Water Echinoderms of Puerto Rico with New Information for La Parguera. Mayagüez, Puerto Rico: Tesis de Maestría, Univ. Puerto Rico. 229 p.
277. Alvarado JJ, Solís-Martín FA, Ahearn C (2008) Equinodermos (Echinodermata) del Caribe Centroamericano. *Rev Biol Trop* 56 suppl 3: 37–55.
278. Alvarado JJ, Cortés J (2009) Echinoderms. Species List: Compact Disc pp. 392–408. In: Wehrmann I, Cortés J, eds. Marine Biodiversity of Costa Rica, Central America. Berlin: Springer. pp 421–433.
279. Abreu-Pérez M, Solís-Marín F, Laguarda-figueras A (2005) Catálogo de los equinodermos (Echinodermata: Asteroidea y Ophiuroidea) nerítico-bentónicos del Archipiélago Cubano. *Rev Biol Trop* 53 Suppl 3: 29–52.
280. Cervigón F, Cipriani R, Fisher W, Garibaldi L, Hendrickx M, et al. (1992) Guía de campo de las especies comerciales marinas y de aguas salobres de la costa septentrional de Sur América. Roma: FAO Fisheries Report. 513 p.
281. Cervigón F, Alcalá A (2000) Peces del Archipiélago de Los Roques. Caracas, Venezuela: Fundación Museo del Mar y Fundación Científica Los Roques. 79 p.
282. Cervigón F, Alcalá A (1999) Los peces marinos de Venezuela. Tiburones y rayas. Nueva Esparta, Venezuela: Fundación Museo del Mar. 230 p.
283. Cervigón F (1996) Los peces marinos de Venezuela. Volumen IV. 2 ed. Caracas Venezuela: Editorial Exlibris. 254 p.
284. Cervigón F (1994) Los peces marinos de Venezuela. Volumen III. Caracas, Venezuela: Editorial Exlibris. 295 p.
285. Cervigón F (1991) Los peces marinos de Venezuela. Volumen II. 2 ed. Caracas, Venezuela: Fundación Científica Los Roques. Cromotip. 497 p.
286. Cervigón F (1991) Los peces marinos de Venezuela. Volumen I. 2 ed. Caracas, Venezuela: Fundación Científica Los Roques, Cromotip. 425 p.
287. Cervigón F (1989) Los peces marinos de Venezuela. Caracas, Venezuela: Editorial Arte.
288. Cervigón F (1966) Los peces marinos de Venezuela. Tomos I y II. Caracas, Venezuela: Fundación La Salle de Ciencias Naturales. 941 p.
289. Bussing WA, López M (2009) Marine fish. Species List: Compact Disc pp. 412–473. In: Wehrmann I, Cortés J, eds. Marine Biodiversity of Costa Rica, Central America. Berlin: Springer. pp 453–458.
290. Hendler G, Miller JE, Pawson DL, Kier PM (1995) Sea stars, sea urchins and allies. Echinoderms of Florida and the Caribbean. Washington (DC): Smithsonian Institution Press. 390 p.
291. Briggs KB, Richardson MD, Young DK (1996) The classification and structure of megafaunal assemblages in the Venezuela Basin, Caribbean Sea. *J Mar Res* 54: 705–730.
292. Díaz JM, Ardila N, García A (2000) Calamares y Pulpos (Mollusca: Cephalopoda) del Mar Caribe Colombiano. *Biota Colombiana* 1: 195–201.
293. Laguarda-Figuera A, Torres-Vega J, Solís-Marín FA, Mata-Pérez E, Durán A, et al. (2002) Los asteroideos (Echinodermata: Asteroidea) del Caribe mexicano: incluyendo comentarios sobre su zoogeografía. *Avicennia* 15: 1–8.
294. Lalana R, Ortiz M, Varela C, Tariche N (2004) Compilación sobre los invertebrados colectados en las expediciones “Atlantis” en el archipiélago cubano. *Rev Invest Mar* 21: 3–14.
295. MacClintock JB, Cameron JL, Young CM (1990) Biochemical and energetic composition of bathyal echinoids and an asteroid, holothuroid and crinoid from the Bahamas. *Mar Biol* 105: 175–183.
296. Phelan T (1970) A field guide to the Cidaroid Echinoids of the Northwestern Atlantic Ocean, Gulf of Mexico, and the Caribbean Sea. *Smithson Contrib Zool* 40: 1–67.
297. Reyes J, Santodomingo N, Gracia A, Borrero-Pérez G, Navas G, et al. (2005) Southern Caribbean azooxanthellate coral communities off Colombia. In: Freiwald A, M RJ, eds. Cold-water Corals and Ecosystems. Berlin Heidelberg: Springer-Verlag. pp 309–330.
298. Baker A (2003) Flexibility and specificity in coral–algal symbiosis: diversity, ecology, and biogeography of *Symbiodinium*. *Annu Rev Ecol Syst* 34: 661–689.
299. Baker A, Rowan R (1997) Diversity of symbiotic dinoflagellates (zooxanthellae) in scleractinian corals of the Caribbean and eastern Pacific. *Proc 8th Int Coral Reef Symp* 2: 1301–1306.
300. Baker A, Starger C, McClanahan T, Glynn P (2004) Coral reefs: corals’ adaptive response to climate change. *Nature* 430: 741.
301. Banaszak A, Santos M, LaJeunesse T, Lesser M (2006) The distribution of mycosporine-like amino acids (MAAs) and the phylogenetic identity of symbiotic dinoflagellates in cnidarian hosts from the Mexican Caribbean. *J Exp Mar Biol Ecol* 337: 131–146.
302. Billinghurst Z, Douglas A, Trapido-Rosenthal H (1997) On the genetic diversity of the symbiosis between the coral *Montastraea caernosa* and zooxanthellae in Bermuda. *Proc 8th Int Coral Reef Symp* 2: 1291–1294.
303. Diekmann O, Bak R, Stam W, Olsen J (2001) Molecular genetic evidence for reticulate speciation in the coral genus *Madracis* from a Caribbean fringing reef slope. *Mar Biol* 139: 221–223.
304. Diekmann O, Bak R, Tonk W, Stam J, Olsen J (2002) No habitat correlation of zooxanthellae in the coral genus *Madracis* on a Curaçao reef. *Mar Ecol Prog Ser* 227: 221–232.
305. LaJeunesse T (2002) Diversity and community structure of symbiotic dinoflagellates from Caribbean coral reefs. *Mar Biol* 141: 387–400.
306. McNally K, Govind N, Thome P, Trench R (1994) Small subunit ribosomal DNA sequence analyses and a reconstruction of the inferred phylogeny among symbiotic dinoflagellates (Pyrrophyta). *J Phycol* 30: 316–329.
307. Rowan R, Knowlton N (1995) Intraspecific diversity and ecological zonation in coral algal symbiosis. *Proc Natl Acad Sci USA* 92: 2850–2853.
308. Rowan R, Powers D (1991) A molecular genetic classification of zooxanthellae and the evolution of animal-algal symbiosis. *Science* 251: 1348–1351.
309. Thornhill D, Xiang Y, Fitt W, Santos S (2009) Reef endemism, host specificity and temporal stability in populations of symbiotic dinoflagellates from two Ecologically dominant Caribbean corals. *PLoS ONE* 4: 1–12.
310. Toller W, Rowan R, Knowlton N (2001) Repopulation of zooxanthellae in the Caribbean corals *Montastraea annularis* and *M. faveolata* following experimental and disease-associated bleaching. *Biol Bull* 201: 360–373.
311. Toller W, Rowan R, Knowlton N (2001) Zooxanthellae of the *Montastraea annularis* species complex: patterns of distribution of four taxa of Symbiodinium on different reefs and across depths. *Biol Bull* 201: 348–359.
312. Wilcox T (1998) Large subunit ribosomal RNA systematics of symbiotic dinoflagellates: morphology does not recapitulate phylogeny. *Mol Phylogenet Evol* 10: 436–448.
313. Kemp D, Cook C, LaJeunesse T, Brooks W (2006) A comparison of the thermal bleaching responses of the zoanthid *Palythoa caribaeorum* from three geographically different regions in south Florida. *J Exp Mar Biol Ecol* 335: 266–276.

**Table S1. Caribbean marine biodiversity detailed by taxonomic group**

Kingdom	Phylum or Class	Class or Order	Order or Family	Described species	State of Knowledge	Number endemic species	Number introduced species	Number taxonomic experts	Number identification guides	
Animalia	Chordata	Mammalia		27	5	1	0	>50	1	
		Aves		26	4	ND	0	>100	5	
		Pisces	Elasmobranchii	85	5	9	0	5	8	
			Actinopterygii	1251	4	695	15	50	8	
		Reptilia	Testudines	6	5	0	0	>20	4	
		Urochordata	Ascidiacea	62	3	ND	1	ND	1	
			Thaliacea	1	4	0	0	ND	2	
			Cephalochordata	1	3	0	0	ND	0	
		Echinodermata	Crinoidea		30	3	ND	ND		2
			Asteroidea		115	4	ND	ND		2
	Ophiuroidea			153	3	ND	ND		2	
	Echinoidea			77	4	ND	ND		2	
	Holothuroidea			63	4	ND	ND	5	2	
	Pycnogonida			115	4	ND	ND	3	3	
	Crustacea	Copepoda		498	3	46	ND	ND	1	
		Ostracoda		56	2	ND	ND		0	
		Stomatopoda		59	3	ND	ND		2	
		Amphipoda		398	4	5	3	3	10	
		Cumacea		129	3	ND	ND		1	
		Isopoda		512	4		10	1	13	
		Mysida		64	3		8	ND	6	
		Tanaidacea		28	2		1	ND	10	
		Euphasiacea		29	2	ND	ND		1	
		Decapoda		1120	4		ND	3	7	
		Branchiopoda		1	2		ND	ND	ND	
		Remipedia		19	1	ND	ND		4	
		Leptostraca		3	1		ND	ND	ND	
		Tardigrada		5	2		4	ND	1	
		Nematoda		81	2	ND	ND		ND	
	Nematomorpha		0	1		0	0	ND		
	Kinorhyncha		15	1	ND	ND		ND		
Loricifera		0	1		0	ND	ND			
Priapulida		2	1		1	ND	ND			

Platyhelminthes			129					
Gastrotricha			18	2 ND	ND		1	0
Rotifera			20	1 ND	ND		1	0
Micrognathozoa			0	1	0 ND	ND		0
Cycliophora			0	1	0 ND	ND		0
Mollusca	Aplacophora		0	1	0 ND		0	0
	Polyplacophora		48	4	9	0	3	6
	Monoplacophora		0	1	0	0	0	0
	Gastropoda		2301	4	675	4	8	8
	Cephalopoda		74	4	8	0	2	2
	Bivalvia		543	4	97	4	6	5
	Scaphopoda		66	3	4	0	2	2
Annelida	Polychaeta		658	3 ND		2	31	1
	Pogonophora		13	2 ND	ND	ND		0
Sipuncula			45	3 ND	ND		3	0
Gnathostomulida			29	1 ND	ND	ND		0
Chaetognatha			25	2 ND	ND		3	0
Mesozoa			3	1 ND	ND	ND		0
Nemertea			4	1 ND	ND	ND		0
Phoronida			3	1 ND	ND	ND		0
Brachiopoda			5	2 ND	ND	ND		0
Entoprocta			3	1 ND	ND	ND		0
Bryozoa			131	2 ND	ND		2	0
Cnidaria	Anthozoa	Actinaria	105	2 ND	ND		1	1
		Antiphataria	37	2 ND		0	3	1
		Ceriantharia	2	1 ND		0 ND	ND	
		Coralliomorpha	119	2 ND		0 ND		0
		Zooanthidea	33	2 ND	ND		1	1
		Scleractinia	287	3 ND		0	5	8
	Octocorallia		112	3 ND		1	4	1
	Cubozoa		2	1 ND	ND	ND		0
	Hydrozoa		210	3 ND		1	1	0
	Siphonophora		70	3 ND	ND		5	1
	Scyphozoa		17	2 ND		2	1	0
Ctenophora			6	2 ND	ND	ND		0
Myxozoa			1	1 ND	ND	ND		0
Porifera			519	4 ND		1	3	4



	Placozoa		7		2	ND	ND	ND		0
<b>Plantae</b>	Algae	Chlorophyta	170	4		ND	1	10		1
		Rhodophyta	320	3		ND	ND	10		1
<b>Chromista</b>	Algae	Phaeophyta	71	4		ND	ND	10		1
	Angiospermae	(seagrasses)	6	5		ND	0	5		2
	Angiospermae	(mangroves)	8	5		ND	1	8		1
<b>Protoctista /</b>	Foraminifera		704	2		ND	ND	ND		1
	Dinoflagellata		31		1	ND	ND	ND		ND
	Amoebozoa		17		1	ND	ND	ND		ND
<b>Fungi</b>			38		1	ND	ND	ND		ND
<b>Bacteria</b>	Cyanobacteria		5	1		ND	ND	ND		ND
	<b>Total</b>		<b>12046</b>							

Table S2. Summary of free-living and symbiont clades of *Symbiodinium* spp. sampled in the Caribbean.

<b>Free-living</b>		
<b>Substrate</b>	<b>Clade designation of symbiont</b>	<b>Reference</b>
Sediments around corals	C	[1]
<i>Halimeda</i> spp (including <i>H. opuntia</i> )	A4, B184, C	[1]
<i>Lobophora variegata</i>	A4, B184, C	[1]
<i>Lobophora variegata</i>		[1]
<i>Amohiroa</i> sp.	B184, C	[1]
<i>Amphiroa</i> sp.	A4, B184, C	[1]
Sediments around corals	A4, B184, C	[1]
<i>Dictyota</i>	B184	[1]
<b>Symbionts</b>		
<b>Species</b>	<b>Clade designation of symbiont</b>	<b>Reference</b>
<b>Anthozoa Scleractinia</b>		
<i>Acropora cervicornis</i>	A3, C1, C2, C12	[2,3,4,5]
<i>A. palmata</i>	A3	[2,3,4,5,6]
<i>Agaricia agaricites</i> f. <i>agaricites</i>	C3a	[2,3,4,5]
<i>Agaricia agaricites</i> f. <i>danai</i>	C3a	[5]
<i>Agaricia danae</i>	C	[2,3]
<i>Agaricia lamarcki</i>	C	[2,3,4]
<i>Agaricia tenuifolia</i>	C3a	[2,3,4,5]
<i>Agaricia humilis</i>	C3a, C1, D1a	[4,5]
<i>Agaricia fragilis</i>	C3a	[5,7]
<i>Astrangia danae</i>	B	[6]

<i>Cladocora arbuscula</i>	B1	[5]
<i>Colpophyllia natans</i>	B6, B9, C1	[3,5]
<i>Diploria clivosa</i>	B1, C	[2,3,5]
<i>Diploria labyrinthiformis</i>	B1, C	[2,3,4,5]
<i>Dipolria strigosa</i>	B1, C1	[2,3,4,5]
<i>Dendrogyra cylindricus</i>	B1	[4,5]
<i>Dichocoenia stokesi</i>	B1	[4,5]
<i>Eusmilia fastigiata</i>	B1, C1	[2,3,4,5]
<i>Favia fragum</i>	B1, C1	[2,3,4,5]
<i>Isophylastrea rigida</i>	C3	[2,3,5]
<i>Isophylastrea sinuosa</i>	C3e	[5]
<i>Leptoseris cucullata</i>	C3	[2,3,4,5]
<i>Madracis miranilis</i>	B	[2,3,6,8]
<i>Madracis decactis</i>	B7	[2,3,5,8]
<i>Madracis formosa</i>	B1	[5,8]
<i>Madracis pharensis</i>	B	[8]
<i>Madracis senaria</i>	B	[8]
<i>Manicina areolata</i>	B1, C1	[4,5]
<i>Meandrina meandrites</i>	A, B1	[2,3,4,5,9]
<i>Montastraea annularis</i>	A, B1, C3, C12, D1a	[4,5,8,10,11,12,13,14]
<i>Montastrea cavernosa</i>	C3, C7	[2,5,15]
<i>Montastrea faveolata</i>	A, B1, C7, C12, D1a	[5,10,11,13,14]
<i>Montastrea franksi</i>	A, B, C, D	[7,10,13]
<i>Mycetophyllia ferox</i>	C	[2,3]
<i>Mycetophyllia danaana</i>	C3c	[5]
<i>Mycetophyllia lamarckiana</i>	C3c	[4,5]
<i>Porites astreoides</i>	A4a, A3, B1, C	[2,3,5]
<i>Porites colonensis</i>	A, C1a	[2,3,4,5]
<i>Porites divaricata</i>	C9	[2,3,5]
<i>Porites furcata</i>	A4, B1, C4	[2,4,5]
<i>Porites porites</i>	C10	[2,3,5]

<i>Porites divaricata</i>	C1, C9	[4,5]
<i>Scolymia cubensis</i>	C11	[5]
<i>Siderastrea siderea</i>	C1	[2,3,5]
<i>Siderastreradians</i>	B5a	[4,5]
<i>Stephanocoenia michelinii</i>	A3, C	[2,3,4,8]
<i>Stephanocoenia intercepta</i>	A3	[5]
<b>Anthozoa Zoanthidea</b>		
<i>Palythoa caribaeorum</i>	C1, D1	[4,5,16]
<i>Palythoa grandis</i>	C3	[4,5]
<i>Zoanthus sociatus</i>	A4, A3, B1, C1	[4,5]
<b>Anthozoa Corallimorpharia</b>		
<i>Discosoma carlgreni</i>	C1	[5]
<i>Discosoma sanctithomae</i>	C1	[5]
<i>Ricordea florida</i>	C3c	[4,5]
<b>Anthozoa Actinaria</b>		
<i>Aiptasia tagetes</i>	B1	[4]
<i>Actinopus elegans</i>	B1	[5]
<i>Basrtholomea annulata</i>	C1	[5]
<i>Condylactis gigantea</i>	A3, A4a, C1	[4,5]
<i>Lebrunia danae</i>	C1	[4,5]
<i>Rhodactis (Heteractis) lucida</i>	C1	[5]
<i>Stichodactyla helianthus</i>	A4a	[5]
<b>Scyphozoa</b>		
<i>Cassiopeia xamachana</i>	A1, A3, B1, C1	[4,5]
<i>Linuche unguiculata</i>	C1	[5]
<b>Hydrozoa</b>		
<i>Millepora alcicornis</i>	A4a, A3, B1	[4,5]
<i>Millepora complanata</i>	B1	[4,5]
<i>Myrionema ambionense</i>	A4	[5]
<b>Gorgonacea</b>		
<i>Briareun asbestinum</i>	B19	[4]

<i>Erythropodium caribaeorum</i>	C3	[5]
<i>Eunicea mammosa</i>	B1, B9	[5]
<i>Eunicea tourneforti</i>	B1, C1	[5]
<i>Eunicea laciniata</i>	B1	[5]
<i>Eunicea.ciavigera</i>	B1, C1	[5]
<i>Gorgonia flabellum</i>	B1	[4,5]
<i>Gorgonia mariae</i>	B1	[5]
<i>Gorgonia ventalina</i>	B1	[17]
<i>Muricea muricata</i>	B1	[5]
<i>Plexaura homomalla</i>	B1, C1	[4,5]
<i>Plexaura flexuosa</i>	B1b, B8	[5]
<i>Plexaura nutans</i>	B1a	[5]
<i>Plexaura homamalla</i>	B1a	[5]
<i>Pseudoplexaura wagnaari</i>	B1	[5]
<i>Pseudoplexaura flagellosa</i>	B1	[5]
<i>Pseudopterogorgia rigida</i>	B1	[5]
<i>Pseudopterogorgia kallos</i>	B1	[5]
<i>Pseudopterogorgia americana</i>	B1	[5]
<i>Pseudopterogorgia elisabethae</i>	B1	[18]
<i>Pterogorgia anceps</i>	B1	[5]
<b>Gastropoda</b>		
<i>Strombus gigas</i>	B1, C4	[5]

## References:

1. Porto I, Granados C, Restrepo J, Sánchez J (2008) Macroalgal-Associated dinoflagellates belonging to the Genus *Symbiodinium* in Caribbean Reefs. PlosOne 3: 1-5.
2. Baker A (2003) Flexibility and specificity in coral—algal symbiosis: diversity, ecology, and biogeography of *Symbiodinium*. Annu Rev Ecol Evol Syst 34: 661-689.

3. Baker A, Rowan R (1997) Diversity of symbiotic dinoflagellates (zooxanthellae) in scleractinian corals of the Caribbean and eastern Pacific. Proc 8th Int Coral Reef Symp 2: 1301-1306.
4. Banaszak A, Santos M, LaJeunesse T, Lesser M (2006) The distribution of mycosporine-like amino acids (MAAs) and the phylogenetic identity of symbiotic dinoflagellates in cnidarian hosts from the Mexican Caribbean. J Exp Mar Biol Ecol 337: 131-146.
5. LaJeunesse T (2002) Diversity and community structure of symbiotic dinoflagellates from Caribbean coral reefs. Mar Biol 141: 387-400.
6. Rowan R, Powers D (1991) A molecular genetic classification of zooxanthellae and the evolution of animal-algal symbiosis. Science 251: 1348-1351.
7. Wilcox T (1998) Large subunit ribosomal RNA systematics of symbiotic dinoflagellates: morphology does not recapitulate phylogeny. Mol Phylogenet Evol 10: 436-348.
8. Diekmann O, Bak R, Stam W, Olsen J (2001) Molecular genetic evidence for reticulate speciation in the coral genus *Madracis* from a Caribbean fringing reef slope. Mar Biol 139: 221-223.
9. McNally K, Govind N, Thome P, Trench R (1994) Smallsubunit ribosomal DNA sequence analyses and a reconstruction of the inferred phylogeny among symbiotic dinoflagellates (Pyrrophyta). J Phycol 30: 316-329.
10. Rowan R, Knowlton N (1995) Intraspecific diversity and ecological zonation in coral algal symbiosis. Proc Natl Acad Sci USA 92: 2850-2853.
11. Rowan R, Knowlton N, Baker A, Jara J (1997) Landscape ecology of algal symbionts creates variation in episodes of coral bleaching. Nature 388: 265-269.
12. Diekmann O, Bak R, Tonk W, Stam J, Olsen J (2002) No habitat correlation of zooxanthellae in the coral genus *Madracis* on a Curaçao reef. Mar Ecol Prog Ser 227: 221-232.
13. Toller W, Rowan R, Knowlton N (2001) Zooxanthellae of the *Montastraea annularis* species complex: patterns of distribution of four taxa of *Symbiodinium* on different reefs and across depths. Biol Bull 201: 348-359.
14. Thornhill D, Xiang Y, Fitt W, Santos S (2009) Reef endemism, host specificity and temporal stability in populations of symbiotic dinoflagellates from two Ecologically dominant Caribbean corals. PlosOne 4: 1-12.

15. Billingham Z, Douglas A, Trapido-Rosenthal H (1997) On the genetic diversity of the symbiosis between the coral *Montastraea cavernosa* and zooxanthellae in Bermuda. Proc 8th Int Coral Reef Symp 2: 1291-1294.
16. Kemp D, Cook C, LaJeunesse T, Brooks W (2006) A comparison of the thermal bleaching responses of the zoanthid *Palythoa caribaeorum* from three geographically different regions in south Florida. J Exp Mar Biol Ecol 335: 266-276.
17. Kirk NL, Ward JR, Coffroth MA (2005) Stable *Symbiodinium* composition in the sea fan *Gorgonia ventalina* during temperature and disease stress. Biol Bull 209: 227-234.
18. Santos S, Gutierrez-Rodriguez C, Lasker HR, Coffroth M (2003) *Symbiodinium* sp. associations in the gorgonian *Pseudopterogorgia elisabethae* in the Bahamas: high levels of genetic variability and population structure in symbiotic dinoflagellates. Mar Biol 143: 111-120.





<i>Aplysilla_glacialis</i>	0	0	1	0	0	0	1	0	1	1	1	0	0	0
<i>Aplysilla_sp_1</i>	0	0	0	0	0	0	1	0	0	0	0	0	0	0
<i>Aplysilla_sp_2</i>	0	0	0	0	0	0	1	0	0	0	0	0	0	0
<i>Aplysilla_sp_3</i>	0	0	0	0	0	0	1	0	0	0	0	0	0	0
<i>Aplysilla_sp_aff_sulfurea</i>	0	0	0	0	0	0	0	0	0	0	1	1	0	0
<i>Aplysina_archeri</i>	1	0	1	1	0	1	1	0	1	1	1	1	1	0
<i>Aplysina_bathyphila</i>	0	0	0	1	1	0	0	0	0	0	0	0	0	0
<i>Aplysina cauliformis</i>	1	0	1	1	1	1	1	1	1	1	1	1	0	0
<i>Aplysina_fistularis</i>	1	1	1	1	1	1	1	1	1	0	1	1	0	1
<i>Aplysina_fulva</i>	1	0	1	1	1	1	1	1	1	1	1	1	0	0
<i>Aplysina_insularis</i>	0	0	0	0	0	1	1	1	1	1	1	0	0	1
<i>Aplysina_lacunosa</i>	1	0	1	0	0	1	0	1	0	1	0	0	1	1
<i>Aplysina_ocracea</i>	1	0	0	0	0	0	0	0	0	0	0	0	0	0
<i>Artemisina_melana</i>	1	0	1	1	1	0	1	0	1	1	1	1	1	0
<i>Asteropus_brasiliensis</i>	1	0	0	0	0	0	0	0	0	0	0	0	0	0
<i>Asteropus_syringifer</i>	0	0	0	0	0	0	0	0	0	0	0	0	0	1
<i>Asteropus_vasiformis</i>	0	0	0	0	0	0	0	0	0	0	0	0	0	1
<i>Asterpus_niger</i>	1	0	0	0	0	0	0	0	0	0	0	0	0	0
<i>Auletta_syncinularia</i>	1	0	0	0	0	0	0	0	0	0	0	1	0	1
<i>Auletta_tuberosa</i>	0	0	0	0	0	0	0	0	0	0	0	0	0	0
<i>Axinella_corrugata</i>	1	1	0	0	0	0	0	0	0	1	1	1	1	0
<i>Axinella_digitiformis</i>	0	0	0	1	0	0	0	0	0	0	0	0	0	0
<i>Axinella_polycapella</i>	1	0	0	0	0	1	0	0	0	0	0	0	0	0
<i>Axinella_pomponiae</i>	1	0	0	0	0	0	0	0	0	0	0	0	0	0
<i>Axinella_waltonsmithi</i>	1	0	0	0	0	0	0	0	0	0	0	0	0	0
<i>Axinyssa_ambrosia</i>	0	1	0	0	0	1	0	0	0	0	0	0	1	1
<i>Axinyssa_litophaga</i>	1	0	0	1	0	0	0	1	0	0	0	0	0	0
<i>Batzella_rosea</i>	0	0	0	0	0	1	0	0	0	0	0	0	1	0
<i>Biemna_caribea</i>	1	1	0	0	0	1	1	0	1	1	1	1	0	0
<i>Biemna_cribaria</i>	1	0	0	1	0	0	0	1	0	0	0	0	0	1
<i>Biemna_demuthi</i>	0	0	0	0	0	1	0	0	0	0	0	0	0	0
<i>Biemna_ehrenbergi</i>	0	0	0	0	0	0	0	0	0	1	0	0	0	0
<i>Biemna_sp</i>	0	0	0	0	0	0	0	0	0	0	0	1	0	0
<i>Bubaris_amosclera</i>	0	0	0	0	0	0	0	0	0	1	0	0	0	1
<i>Bubaris_incrustata</i>	1	0	0	0	0	0	0	0	0	0	0	0	0	0
<i>Cacospongia_sp</i>	1	0	0	0	0	0	0	0	0	0	0	0	0	0
<i>Calcifibrospongia_actinostromarioide</i>	0	0	0	0	0	0	0	0	0	0	0	0	0	0
<i>Callyspongia_densasclera</i>	0	0	0	1	0	0	0	0	0	0	0	0	0	0
<i>Callyspongia_arcesiosa</i>	1	0	0	0	0	0	0	0	1	0	0	0	0	0
<i>Callyspongia_armigera</i>	1	0	1	1	1	1	0	0	0	1	0	1	0	0
<i>Callyspongia_cf_eschrichti</i>	0	0	0	0	1	0	0	0	0	0	0	0	0	1
<i>Callyspongia_fallax</i>	1	0	1	1	0	1	1	0	1	1	1	1	1	0
<i>Callyspongia_longissima</i>	0	0	0	0	0	0	0	0	0	0	0	0	0	0
<i>Callyspongia_pallida</i>	1	0	0	1	0	0	1	1	1	1	1	0	0	0
<i>Callyspongia_plicifera</i>	1	0	1	1	1	1	0	0	0	1	1	0	1	0
<i>Callyspongia_strongylophora</i>	0	1	0	1	0	1	0	0	0	0	0	0	0	0
<i>Callyspongia_tenerima</i>	1	0	0	0	0	0	0	0	0	0	0	0	0	0
<i>Callyspongia_vaginalis</i>	1	1	1	0	0	1	1	1	1	1	1	1	1	0
<i>Callyspongiaarmigera</i>	0	0	0	0	0	1	0	0	0	0	0	0	0	0
<i>Calyx_podatypa</i>	0	1	1	1	0	0	1	1	1	1	1	1	0	0
<i>Calyxcf_podatypa</i>	0	0	0	0	0	0	0	0	0	0	0	0	0	1
<i>Caminus_sphaeroconia</i>	0	0	0	0	0	0	0	0	0	0	0	0	0	1
<i>Ceratoporella_nicholsoni</i>	1	0	0	1	1	0	0	0	0	0	0	0	0	0
<i>Cervicornia_cuspidifera</i>	1	0	0	0	0	0	1	0	1	1	0	0	0	0
<i>Chalinula_molitba</i>	1	0	0	1	1	0	1	0	1	0	1	1	1	0

Chalinula_renieroides	0	0	0	0	0	0	0	0	0	0	0	0	1	0	0
Chalinula_zeae	0	0	0	1	0	0	0	0	1	1	0	0	0	0	0
Characella_aspera	0	0	0	0	0	0	0	0	0	0	0	0	0	1	0
Chelonaplysillaerecta	1	1	0	0	1	0	1	0	1	1	1	1	0	0	0
Chondrilla_caribensis_f_caribensis	1	0	0	0	1	0	1	0	1	0	1	0	0	0	0
Chondrilla_caribensis_f_hermatypica	1	0	0	1	1	1	1	0	1	1	1	0	0	1	0
Chondrosia_collectrix	1	0	0	0	0	0	1	1	1	0	1	0	0	0	0
Chondrosia_reniformis	1	0	0	1	1	0	0	0	0	0	0	0	0	0	0
Cinachyrella_alloclada	1	0	0	1	1	1	0	1	1	0	1	0	0	0	0
Cinachyrella_apion	0	0	0	0	0	0	1	0	1	1	1	0	0	0	0
Cinachyrella_arenosa	0	0	0	0	0	0	0	0	0	0	0	0	0	1	0
Cinachyrella_kuekenenthalli	1	0	0	1	1	1	1	0	0	0	0	0	0	1	0
Cinachyrella_minuta	0	1	0	0	0	0	0	0	0	0	0	0	0	0	0
Cinachyrella_sp	0	0	1	1	0	0	0	0	0	0	0	0	0	0	0
Ciocalypta_pseudoporrecta	1	0	0	0	0	0	0	0	0	0	0	0	0	1	0
Ciocalypta_sp	0	0	0	0	0	0	1	0	0	0	0	0	0	0	0
Clathria_aff_schoenus	0	0	0	0	0	0	1	0	0	0	0	0	0	0	0
Clathria_affinis	0	0	0	0	0	1	1	0	0	0	0	1	1	0	0
Clathria_armata	0	0	0	0	0	0	0	0	0	1	0	0	0	0	0
Clathria_bulbotoxa	0	0	0	0	0	0	0	0	0	0	0	1	1	0	0
Clathria_calla	1	1	0	1	0	1	0	0	0	1	0	0	1	0	1
Clathria_cf_dentata	1	0	0	0	0	0	0	0	0	0	0	0	0	0	0
Clathria_cf_ferrea	0	0	0	0	1	0	1	0	1	0	1	0	0	0	0
Clathria_echinata	1	0	0	0	0	0	0	0	1	1	0	1	1	0	0
Clathria_fascicularis	0	0	0	0	0	1	0	0	0	0	0	0	0	0	0
Clathria_ferrea	0	0	0	0	0	0	0	0	1	0	0	0	1	0	0
Clathria_foliacea	0	0	0	0	0	1	0	0	0	0	0	0	0	0	0
Clathria_hymedesmioides	0	0	0	0	0	0	0	0	0	0	0	1	1	0	0
Clathria_isodictyoides	0	0	0	0	0	0	0	0	0	0	0	1	1	0	0
Clathria_juniperina	0	0	0	0	0	1	1	0	0	0	1	0	0	0	0
Clathria_microchela	0	0	0	0	0	0	1	0	1	1	1	0	0	0	0
Clathria_mima	0	0	0	0	0	0	0	0	0	1	0	0	0	0	0
Clathria_minuta	1	0	0	0	0	0	0	0	0	0	0	1	1	0	0
Clathria_oxeota	1	0	0	1	1	0	0	0	0	0	0	1	1	0	0
Clathria_plana	0	0	0	0	0	1	0	0	0	0	0	0	0	0	0
Clathria_prolifera	0	0	0	0	0	1	0	0	0	0	0	0	0	0	0
Clathria_raraechelae	0	0	0	1	0	0	0	0	0	0	0	1	1	0	0
Clathria_rarispinosa	0	0	0	1	0	0	0	0	0	1	0	0	0	0	0
Clathria_schoenus	1	0	0	1	0	1	1	1	1	0	1	1	1	0	0
Clathria_spinosa	1	0	0	0	0	0	1	0	0	1	0	1	1	0	0
Clathria_strepsitoxa	0	0	0	0	0	0	0	0	0	1	0	0	0	0	0
Clathria_toxitenuis	0	0	0	0	0	0	0	0	0	1	0	0	0	0	0
Clathria_venosa	1	0	0	0	0	1	1	0	1	0	1	1	0	0	0
Clathria_virgultosa	1	0	0	1	0	1	1	1	0	0	0	0	0	0	0
Clathrina_cf_panis	0	0	0	0	0	0	0	0	0	0	0	0	0	0	0
Clathrina_primordialialis	1	0	0	1	1	0	1	0	1	0	1	0	0	0	0
Clathrina_sp	0	0	0	0	0	0	0	0	0	0	0	1	0	0	0
Claviscopulia_facunda	1	0	0	0	0	0	0	0	0	0	0	0	0	0	1
Cliona_amplicavata	1	0	0	0	0	0	0	0	0	0	0	1	0	0	0
Cliona_aprica	0	0	1	1	1	0	1	0	1	0	1	0	0	0	0
Cliona_caribbaea	1	0	0	0	1	0	1	1	1	0	1	0	0	0	0
Cliona_celata	0	0	0	0	0	1	0	0	0	0	0	0	0	0	0
Cliona_delitrix	1	0	1	1	1	1	1	0	1	0	1	1	0	0	0
Cliona_dioryssa	0	0	0	0	0	1	0	0	0	1	0	0	0	0	0
Cliona_janitrix	0	0	0	1	0	0	0	0	0	0	0	1	0	0	0



Dysidea_janiae	1	0	1	1	0	1	0	1	0	1	0	0	0	0	1
Dysidea_tubulata	0	0	0	1	0	0	0	0	0	0	0	0	0	0	0
Dysidea_varibilis	1	0	0	0	0	0	0	0	0	0	0	0	0	0	1
Echinochalina_melana	0	0	0	0	0	0	0	0	0	0	0	0	0	1	0
Echinoclathria_arcifera	1	0	0	0	0	0	0	0	0	0	0	0	0	0	0
Echinostylinus_reticulatus	0	0	0	0	0	0	0	0	0	1	0	0	0	0	0
Ecionemia_megastylifera	1	0	0	0	0	0	1	1	1	1	0	0	0	0	1
Ectyoplasia_ferox	1	0	1	1	1	1	1	0	1	1	1	1	0	0	1
Epipolasis_profunda	0	0	0	0	0	0	0	0	0	0	0	0	0	0	0
Erylus_amphiastera	0	0	0	0	0	0	0	0	0	1	0	0	0	0	0
Erylus_bahamensis	1	0	0	0	0	0	0	0	0	0	0	0	0	0	0
Erylus_formosus	0	0	0	1	0	1	1	0	1	0	1	1	0	0	0
Erylus_goffrileri	0	0	0	1	0	0	1	0	0	0	0	0	0	0	0
Erylus_ministrongylus	1	0	0	1	0	0	0	0	0	0	0	0	0	0	0
Erylus_transiens	0	0	0	0	0	0	0	0	0	0	0	0	0	1	0
Erylus_trisphaerus	1	0	0	0	0	0	0	0	0	0	0	0	1	0	0
Euplectella_cf_jovis	1	0	0	0	0	0	0	0	0	0	0	0	0	0	0
Eurypon_clavatum	0	0	0	0	0	1	0	0	0	1	0	0	0	0	0
Eurypon_viride	1	0	0	0	0	1	0	0	0	0	0	0	0	0	0
Fangophilina_submersa	0	0	0	0	0	1	0	0	0	0	0	0	0	0	0
Fasciospongia_cf_sp	0	0	0	0	0	0	1	0	0	0	0	0	0	0	0
Forcepia_colonensis	0	0	0	0	0	0	0	0	0	0	0	0	1	1	0
Forcepia_grandisigmata	1	0	0	1	0	0	0	0	0	0	0	0	0	0	0
Gastrophanella_implexa	1	0	0	0	0	0	0	0	0	0	0	0	0	1	0
Gellius_sp	0	0	0	0	0	0	1	0	0	0	0	0	0	0	0
Geodia_gibberosa	1	0	0	1	0	1	1	1	1	1	1	0	0	1	0
Geodia_megastrella	1	0	0	0	0	0	0	0	0	0	0	0	0	1	0
Geodia_papyracea	1	0	0	1	0	1	1	0	1	1	1	0	0	0	0
Geodia_thomsoni	1	0	0	0	0	0	0	0	0	0	0	0	0	0	0
Goreauella_auriculata	0	0	0	1	0	0	0	0	0	0	0	0	0	0	0
Halichlona_vansoesti	0	0	0	1	0	0	0	0	1	0	0	1	1	0	0
Halichondria_bowerbanki_1	0	0	0	0	0	0	0	0	0	1	0	0	0	0	0
Halichondria_corrugata	1	0	0	0	0	0	0	0	0	0	0	0	0	0	0
Halichondria_lutea	1	0	0	0	0	0	0	0	1	0	1	0	0	0	0
Halichondria_magniconulosa	1	1	0	1	0	0	1	1	1	0	1	0	1	0	0
Halichondria_melanadocia	1	0	0	1	0	0	1	1	1	1	1	0	0	0	0
Halichondria_panicea_1	0	0	0	0	0	0	0	0	0	1	0	0	0	0	0
Halichondria_poa_9	0	0	0	0	0	0	1	0	0	0	0	0	0	0	0
Halichondria_sp	0	0	0	0	0	0	0	0	0	0	0	1	0	0	0
Halichondria_stylata	0	0	0	0	0	0	0	0	0	0	1	0	0	0	0
Haliclona_aff_curacaoensis	0	0	0	0	0	0	1	0	0	0	0	0	0	0	0
Haliclona_albifragilis	0	0	0	1	0	0	0	0	0	0	0	1	1	1	0
Haliclona_cf_piscaderaensis	1	0	0	0	0	0	0	0	0	0	0	0	0	0	0
Haliclona_coerulea	1	1	0	1	0	1	0	0	1	1	1	0	1	0	1
Haliclona_curacaoensis	1	0	0	0	0	0	1	0	1	0	1	1	1	0	0
Haliclona_epiphytica	0	0	0	0	0	0	0	0	0	1	0	0	0	0	0
Haliclona_implexiformis	1	1	1	1	0	1	1	1	1	1	1	1	1	0	1
Haliclona_lehnerti	0	0	0	1	0	0	0	0	0	0	0	0	0	0	0
Haliclona_luciensis	0	0	0	0	0	0	0	0	0	0	0	0	0	0	1
Haliclona_magnifica	0	0	0	0	0	0	1	0	1	0	1	0	0	0	0
Haliclona_manglaris	1	0	0	0	0	0	1	0	1	0	1	0	0	0	0
Haliclona_melana	0	0	0	0	0	0	0	0	0	0	0	0	0	0	0
Haliclona_mucifibrosa	0	0	0	0	0	1	1	0	1	0	0	0	0	0	0
Haliclona_piscaderaensis	0	0	0	1	0	0	1	1	1	1	1	1	1	0	0
Haliclona_ruetzleri	0	0	0	0	0	0	1	0	0	0	1	0	0	0	0

Haliclona_smithae	0	0	0	0	0	0	1	0	1	0	1	0	0	0	0
Haliclona_stoneae	0	0	0	0	0	0	1	0	0	0	0	0	0	0	0
Haliclona_tenerrima	0	0	0	0	0	0	1	0	0	0	0	0	0	0	0
Haliclona_tubifera	1	0	0	1	0	0	1	0	1	1	1	1	1	0	0
Haliclona_twincayensis	0	0	0	0	0	0	1	0	1	0	1	0	0	0	0
Haliclona_walentinae	0	0	0	0	0	0	0	0	1	0	0	0	0	0	0
Haliclonavermeuleni	0	1	0	0	0	0	1	0	1	0	0	0	1	0	0
Halisarca_caerulea	1	0	0	0	0	0	1	0	1	0	1	0	0	0	0
Halisarca_purpura	0	0	0	0	0	1	0	0	0	0	0	0	0	0	0
Halisarca_sp_2	0	0	0	0	0	0	0	0	0	0	0	1	0	0	0
Halisarca_sp1	0	0	0	0	0	0	0	0	0	0	0	1	0	0	0
Halisarca_sprestingiesis	0	0	1	0	0	0	1	0	1	0	1	0	0	0	0
Higginsia_strigilata	0	0	0	0	0	1	0	0	0	0	0	0	0	0	0
Hispidopetra_miniana	1	0	0	1	0	0	0	0	0	0	0	0	0	0	0
Hyalonema_kenti	1	0	0	0	0	0	0	0	0	0	0	0	0	0	0
Hyattella_cavernosa	1	0	1	1	0	0	1	0	0	1	0	1	0	0	0
Hymedesmia_agariciicola	0	0	0	0	0	0	0	0	0	0	0	1	1	0	0
Hymedesmia_campechiana	1	0	0	0	0	1	0	0	0	0	0	0	0	0	0
Hymedesmia_curacaoensis	0	0	0	0	0	0	0	0	0	0	0	1	1	0	0
Hymedesmia_palmatichelifera	0	0	0	0	0	0	0	0	0	0	0	1	1	0	0
Hymedesmia_peachi	0	0	0	0	0	0	0	0	0	1	0	0	0	0	0
Hymedesmia_sp	0	0	0	0	0	0	1	0	0	0	0	0	0	0	0
Hymeniacidon_caerulea	1	1	0	0	0	0	1	1	1	0	0	0	1	0	0
Hymeniacidon_heliophila	1	0	0	0	0	0	0	0	1	0	0	0	1	0	0
Hymeniacidon_sp	0	0	0	0	0	0	0	0	0	0	0	1	0	0	0
Hypospongia_gossypina	1	0	0	0	0	0	0	0	0	0	0	0	0	0	0
Hypospongia_lachne	1	0	0	0	0	1	0	0	0	0	0	0	1	0	0
Hyrtios_cf_caracasensis	0	0	0	0	1	0	0	0	0	0	1	0	0	0	0
Hyrtios_proteus	1	0	1	0	0	0	1	0	1	0	1	0	0	0	0
Hyrtios_violaceus	1	0	0	1	1	0	1	0	0	0	0	1	1	0	0
Igernella_notabilis	1	0	0	1	0	0	0	0	1	0	0	0	1	0	0
Iotrochota_agglomerata	0	0	0	1	0	0	0	0	0	0	0	0	0	0	0
Iotrochota_arenosa	0	0	0	0	0	0	0	0	0	0	0	0	0	0	0
Iotrochota_atra	0	0	0	1	1	0	0	0	0	0	0	0	0	0	0
Iotrochota_birotulata	1	1	1	1	1	1	1	1	1	1	1	1	1	1	0
Iotrochota_sp	0	0	0	0	0	0	0	0	0	0	1	0	0	0	0
Iphiteon_panicea	1	0	0	0	0	0	0	0	0	0	0	0	0	0	0
Ircinia_campana	1	0	1	0	0	1	1	1	1	1	1	0	0	0	0
Ircinia_cf_campana	0	0	0	0	0	0	0	0	0	0	0	0	0	0	0
Ircinia_cf_dendroides	0	0	0	0	0	0	0	0	0	0	0	0	0	1	0
Ircinia_cf_felix	0	0	0	0	0	0	0	0	0	0	0	0	0	0	0
Ircinia_felix	1	0	1	1	1	1	1	1	1	1	1	1	0	0	0
Ircinia_hummelincki	1	0	0	0	0	0	0	0	0	0	0	0	0	1	0
Ircinia_strobilina	1	0	1	1	1	1	1	1	1	1	1	1	0	0	0
Jaspis_vezzi	0	0	0	0	0	0	0	0	0	1	0	0	0	0	0
Julavis_jamaicensis	0	0	0	1	0	0	0	0	0	0	0	0	0	0	0
Leiodermatium_lynceus	0	0	0	0	0	0	0	0	0	0	0	0	0	1	0
Leiodermatium_pfeifferae	1	0	0	0	0	0	0	0	0	0	0	0	0	0	0
Leucandra_aspera	0	0	1	0	0	0	1	0	1	0	0	0	0	0	0
Leucandra_barbata	0	0	1	0	0	0	0	0	0	0	0	0	0	0	0
Leucetta_aff_floridana	0	0	0	1	1	0	0	0	0	0	0	0	0	0	0
Leucetta_imberbis	0	0	0	0	0	0	0	0	0	0	0	0	0	0	1
Lissodendoryx_acanthostylota	0	0	0	0	0	0	0	0	0	0	0	0	0	0	0
Lissodendoryx_amphispinulata	0	0	0	0	0	0	0	0	0	0	0	0	0	0	0
Lissodendoryx_carolinensis	0	0	0	0	0	0	1	0	0	0	0	0	0	0	0





Oceanapia_bartschi	1	1	0	1	1	0	0	1	1	1	1	0	0	0
Oceanapia_fistulosa	1	0	0	1	0	0	1	0	1	0	0	0	0	0
Oceanapia_nodosa	1	0	0	1	0	0	0	0	1	1	1	0	0	0
Oceanapia_oleracea	0	0	0	0	0	0	0	0	1	1	0	0	0	0
Oceanapia_peltata	1	0	0	0	0	0	0	0	1	1	0	0	0	0
Oceanapia_stalagmitica	1	0	0	0	0	0	0	0	0	0	0	0	0	0
Oscarella_sp	0	0	0	0	1	0	1	0	1	0	0	0	0	0
Pachastrella_abyssi	1	0	0	0	0	0	0	0	0	0	0	0	0	1
Pachataxa_cf_lutea	0	0	0	1	0	0	0	0	0	0	1	0	0	0
Pachataxa_lithistina	1	0	0	0	0	0	0	0	0	0	0	0	0	0
Pachataxa_sp	1	0	0	0	0	0	0	0	0	0	0	0	0	0
Pachymatisma_geodiformis	0	0	0	0	0	0	0	0	0	0	0	0	0	1
Pandaros_acanthifolium	1	0	0	1	1	0	0	0	0	1	1	1	1	0
Penares_cortius	0	0	0	0	0	0	0	1	0	0	0	0	0	0
Penares_mastoidea	0	0	0	0	0	0	0	0	0	0	0	0	0	1
Petromica_ciocalyptoides	0	0	0	0	0	0	0	0	0	1	1	0	0	0
Petrosia_davilai	1	0	0	0	0	0	1	0	0	0	0	0	0	0
Petrosia_dendyi	0	0	0	0	0	0	0	0	0	0	0	0	0	1
Petrosia_dura	1	1	0	0	0	0	0	0	0	0	0	0	0	0
Petrosia_hartmani	0	0	0	0	0	0	0	0	0	0	0	0	0	1
Petrosia_massiva	0	0	0	1	1	0	0	0	0	0	0	0	0	0
Petrosia_pellasarca	1	0	1	1	1	0	1	1	0	1	1	1	0	1
Petrosia_stoneae	0	0	0	0	0	0	0	0	0	0	0	0	0	1
Petrosia_weinbergi	1	1	1	1	1	1	1	1	0	1	1	1	0	0
Phakellia_bettinae	0	0	0	1	0	0	0	0	0	0	0	0	0	0
Phakellia_connexiva	0	0	0	0	0	0	0	0	0	0	0	0	0	1
Phakellia_folium	1	0	0	0	0	0	0	0	0	0	0	0	0	1
Phakellia_robusta	0	0	0	0	0	0	0	0	0	1	0	0	0	0
Pheronema_annae	1	0	0	0	0	0	0	0	0	0	0	0	0	0
Phlyctaenopora_halichondrioides	0	0	0	0	0	0	0	0	0	0	0	0	0	1
Phorbas_amaranthus	1	0	1	1	1	0	1	0	0	0	1	1	1	0
Pione_lampa	1	0	1	1	0	0	0	0	0	0	0	0	0	0
Pione_vastifica	0	0	0	0	0	1	0	0	0	1	0	0	0	0
Placospongia_carinata	0	0	0	0	0	1	0	0	0	0	0	0	0	0
Placospongia_intermedia	1	0	0	1	0	1	1	1	1	0	1	1	0	0
Placospongia_melobesioides	0	0	0	0	0	0	0	1	0	0	0	0	0	0
Plakina_elisa	0	0	0	0	0	0	0	0	1	0	0	0	0	0
Plakina_jamaicensis	0	0	0	1	0	0	1	0	0	0	0	0	0	0
Plakina_tetralopha	0	0	0	1	0	0	0	0	0	0	0	0	0	0
Plakina_trilopha	0	0	0	0	0	0	0	0	0	0	0	0	0	0
Plakina_versatilis	0	0	0	0	0	0	0	0	1	0	0	0	0	1
Plakinadilopha	0	0	0	0	0	0	0	0	0	0	0	0	0	0
Plakinamonolopha	0	0	0	0	0	0	0	0	0	0	0	0	1	0
Plakinastrella_onkodes	0	0	0	1	0	1	1	0	1	1	0	0	0	0
Plakortis_angulospiculatus	1	0	1	1	1	1	1	0	1	1	1	0	0	0
Plakortis_halichondrioides	0	0	1	1	1	1	1	0	1	1	0	0	0	0
Plakortis_simplex	1	0	0	1	1	1	1	0	1	0	1	1	0	0
Plakortis_zyggompha	1	0	0	0	0	0	0	0	0	0	0	0	0	0
Pleraplysilla_sp	0	0	0	0	0	0	0	0	0	0	0	0	0	0
Pleraplysilla_stocki	0	1	0	0	0	0	0	0	0	0	0	0	0	0
Plocamione_clopetaria	1	0	0	0	0	0	0	0	0	0	0	1	0	0
Poecillastra_sollasi	1	0	0	0	0	0	0	0	0	0	0	0	0	1
Polymastia_fordei	0	0	0	1	0	0	0	0	0	0	0	0	0	0
Polymastia_nigra	1	0	0	0	0	0	0	0	0	0	0	0	0	0
Polymastia_tenax	0	0	0	1	1	1	0	0	1	0	0	0	0	0

Prosuberites_laughlini	1	0	0	1	0	0	0	1	1	0	1	0	0	0
Prosuberites_scarlatum	1	0	0	0	0	0	0	0	0	0	0	0	0	0
Pseudaxinella_cf_spp	1	0	0	0	0	0	1	0	0	0	0	0	0	0
Pseudospongosorites_suberitoides	0	0	0	0	0	0	0	0	0	0	1	0	0	0
Pseudosuberites_sp	0	0	0	0	0	0	0	0	0	0	0	1	0	0
Pseudosuberites_sulphureus	0	0	0	0	0	1	0	0	0	1	0	0	0	0
Pseudotrachya_amaza	0	1	0	1	0	0	0	0	0	0	0	0	0	0
Ptilocaulis_marquezi	0	0	0	0	0	0	1	0	0	1	0	1	0	1
Ptilocaulis_walpersi_8	1	0	1	1	1	1	1	1	1	1	1	0	0	1
Racodiscula_asteroides	1	0	0	0	0	0	0	0	0	0	0	0	0	1
Racodiscula_sp	1	0	0	0	0	0	0	0	0	0	0	0	0	0
Radiella_sol	1	0	0	0	0	0	0	0	0	0	0	0	0	0
Raspailia_cf_Tenuis	0	0	0	0	0	0	0	0	0	0	0	0	0	1
Rhabderemia_minutula	0	0	0	0	0	1	0	0	0	0	0	0	0	0
Rhabderemia_pusilla	0	0	0	0	0	1	0	0	0	0	0	0	0	0
Rimella_clava	1	0	0	0	0	0	0	0	0	0	0	0	0	0
Samus_anonymus	0	0	0	0	0	0	0	0	0	1	0	0	0	0
Scleritoderma_cyanea	0	0	0	0	0	0	0	0	0	0	0	0	0	1
Scleroplegma_lanterna	1	0	0	0	0	0	0	0	0	0	0	0	0	0
Scleroplegma_seriatum	1	0	0	0	0	0	0	0	0	0	0	0	0	0
Scopalina_hispida	1	0	0	1	0	0	1	0	0	0	1	0	0	0
Scopalina_ruetzleri	1	0	1	1	1	1	1	1	1	1	1	1	0	0
Scopalinasp	0	0	0	0	0	0	1	0	0	0	0	0	0	0
Setidium_obtectum	1	0	0	0	0	1	0	0	0	0	0	0	0	0
Sidonops_neptuni	1	0	1	1	1	1	1	0	0	0	0	0	0	0
Sidonopscorticostylifera	0	0	0	0	0	0	0	0	0	0	1	0	0	0
Siphonidium_amosum	1	0	0	0	0	0	0	0	0	0	0	0	0	1
Smenospongia_aurea	1	0	0	1	1	1	1	0	0	0	1	0	0	0
Smenospongia_cerebriformis	0	0	0	0	0	1	0	0	0	1	0	0	0	0
Smenospongia_conulosa	1	1	0	1	1	0	0	0	0	0	0	0	0	0
Smenospongia_sp	0	0	0	0	0	0	0	0	0	0	0	1	0	0
Spheciospongia_papillosa	0	0	0	0	0	1	0	0	0	0	0	0	0	0
Spheciospongia-vesparium	1	0	1	1	1	1	1	1	0	0	1	0	0	0
Spirastrella_coccinea	1	0	1	1	1	1	1	1	1	0	1	1	0	0
Spirastrella_hartmani	1	0	0	1	1	0	1	0	1	1	1	0	0	0
Spirastrella_mollis_aff_Hartmani	0	0	0	0	0	0	1	0	1	0	0	0	0	0
Spirastrella_sp1	0	0	0	0	0	0	0	0	0	0	0	1	0	0
Spongia_barbara	1	1	0	0	0	0	0	0	0	0	0	0	0	1
Spongia_graminea	1	0	0	0	0	0	0	0	0	0	0	0	0	0
Spongia_obliqua	1	0	0	0	0	1	0	0	0	0	0	0	0	0
Spongia_obscura	1	0	1	1	0	1	0	0	0	0	0	0	0	0
Spongia_pertusa	1	0	0	0	0	0	1	0	1	1	1	0	0	1
Spongia_tubulifera	1	0	0	0	0	0	1	0	1	1	1	1	1	0
Spongosorites_arenatus	0	0	0	0	0	0	0	0	0	0	0	0	0	0
Spongosorites_ruetzleri	0	0	0	0	0	0	0	0	0	0	0	0	0	1
Spongosorites_siliquaria	1	0	0	1	0	0	0	0	0	0	0	0	0	1
Stelletta_solidissima	1	0	0	0	0	0	0	0	0	0	0	0	0	0
Stelletta_aff_anancora	0	0	0	0	0	0	0	0	0	0	0	0	0	1
Stelletta_aff_gigas	0	0	0	0	0	0	0	0	0	0	0	0	0	1
Stelletta_aff_pumex	0	0	0	0	0	0	0	0	0	0	0	0	0	1
Stelletta_colombiana	0	0	0	0	0	0	0	0	0	1	0	0	0	0
Stelletta_fibrosa	1	0	0	0	0	0	0	0	1	0	0	0	0	0
Stelletta_kallitella	1	0	0	1	0	0	1	0	1	0	0	0	0	0
Stelletta_pudica	1	0	0	0	0	0	0	1	0	1	0	0	0	0
Stelletta_sp	0	0	0	0	0	0	0	0	1	0	0	0	0	0





**Table S4. List of zooxanthellate coral (Scleractinia) species of the Caribbean and countries by ecoregion where the species have been reported. Data compiled by Ernesto Weil, Jorge Cortés, and Carolina Bastidas.**

SPECIES	Greater Antilles				Western Caribbean					Southwestern Caribbean				Southern Caribbean			Eastern Caribbean
	CUBA	PUERTO RICO	HISPANIOLA	JAMAICA	CAYMAN ISLANDS	MEXICO	BELIZE	HONDURAS	GUATEMALA	COLOMBIA	COSTA RICA	PANAMA	NICARAGUA	Aruba - Bonaire-Curacao	VENEZUELA	TRINIDAD & TOBAGO	LESSER ANTILLES
Acropora_cervicornis	1	1	1	1	1	1	1	1	0	1	1	1	1	1	1	1	1
Acropora_palmata	1	1	1	1	1	1	1	1	0	1	1	1	1	1	1	1	1
Acropora_prolifera	1	1	1	1	1	1	1	1	0	1	0	1	1	1	1	0	1
Agaricia_fragilis	1	1	1	1	1	1	1	1	0	1	1	1	0	1	1	0	1
Agaricia_grahamae	1	1	1	1	1	1	0	1	1	1	0	1	1	1	1	0	1
Agaricia_lamarcki	1	1	1	1	1	1	1	1	0	1	0	1	0	1	1	0	1
Agaricia_undata	1	1	1	1	1	1	0	1	0	1	0	1	0	1	1	0	1
Helioseris_cucullata	1	1	1	0	1	1	1	1	1	1	1	1	1	1	1	1	1
Leptoseris_cailleti	0	1	0	0	0	0	0	0	0	0	0	0	0	0	1	0	0
Undaria_agaricites	1	1	1	1	1	1	1	1	1	1	1	1	1	1	1	1	1
Undaria_carinata	0	1	1	1	1	1	1	0	0	0	1	1	0	0	1	0	1
Undaria_crassa	0	0	0	0	0	0	0	0	0	0	0	1	0	0	0	0	0
Undaria_danae	0	1	1	1	1	1	0	1	0	0	1	1	1	0	1	0	1
Undaria_humilis	1	1	1	1	1	1	0	1	0	1	1	1	1	1	1	1	1
Undaria_purpurea	0	1	1	1	1	1	1	1	0	0	1	1	0	1	1	1	1
Undaria_pussilla	0	0	0	0	0	0	0	0	0	0	0	1	0	0	0	0	0
Undaria_tenuifolia	1	0	0	1	1	1	1	1	0	1	0	1	1	1	1	0	1
Madracis_auretenra	1	1	1	1	1	1	1	1	0	1	0	1	1	1	1	0	1
Madracis_carmabi	0	0	0	0	0	0	0	0	0	0	0	0	0	1	0	0	0
Madracis_decactis	1	1	1	1	1	1	1	1	1	1	1	1	1	1	1	1	1
Madracis_formosa	1	1	1	1	0	0	0	1	0	1	0	1	0	1	1	0	1
Madracis_myriaster	1	0	0	0	0	0	0	0	0	1	0	0	0	1	0	1	0
Madracis_pharensis_luciphila	0	1	1	1	1	0	0	1	0	0	0	1	0	1	1	1	1
Madracis_pharensis_pharensis	1	1	1	1	1	0	1	1	0	1	0	1	0	1	1	1	1
Madracis_senaria	1	1	1	1	1	0	0	1	0	1	0	1	0	1	1	0	1
Stephanocoenia_intersepta	1	1	1	1	1	1	1	1	1	1	1	1	0	1	1	1	1
Cladocora_arbuscula	1	1	1	1	0	1	1	1	0	1	1	1	0	1	1	0	1
Colpophyllia_amaranthus	0	1	1	0	1	0	0	0	0	1	0	1	0	1	1	0	1
Colpophyllia_natans	1	1	1	1	1	1	1	1	1	1	1	1	1	1	1	1	1
Diploria_clivosa	1	1	1	1	1	1	1	1	0	1	1	1	1	1	1	1	1
Diploria_labyrinthiformis	1	1	1	1	1	1	1	1	0	1	1	1	0	1	1	1	1
Diploria_strigosa	1	1	1	1	1	1	1	1	1	1	1	1	1	1	1	1	1
Favia_conferta	0	0	0	0	0	1	0	0	0	0	0	0	0	0	0	0	0
Favia_fragum	1	1	1	1	1	1	1	1	0	1	1	1	1	1	1	1	1
Favia_gravida	0	0	0	0	0	0	0	0	0	0	0	0	0	0	0	0	0
Favia_leptophylla	0	0	0	0	0	0	0	0	0	0	0	0	0	0	0	0	0
Manicina_areolata	1	1	1	1	1	1	1	1	1	1	1	1	1	1	1	1	1
Manicina_mayori	0	1	1	1	0	1	0	0	0	0	0	1	0	0	1	0	1
Montastraea_annularis	1	1	1	1	1	1	1	1	1	1	1	1	1	1	1	1	1
Montastraea_cavernosa1	1	1	1	1	1	1	1	1	1	1	1	1	1	1	1	1	1
Montastraea_cavernosa2	1	1	1	0	1	1	1	0	0	0	0	1	0	1	1	0	1
Montastraea_faveolata	1	1	1	1	1	1	0	1	1	1	0	1	1	1	1	1	1
Montastraea_franksi	1	1	1	1	1	1	0	1	1	1	1	1	1	1	1	1	1
Solenastrea_bourmoni	1	1	1	1	1	1	0	1	0	1	0	1	1	1	1	1	1
Solenastrea_hyades	1	0	0	1	0	1	0	1	1	1	1	1	1	0	1	0	0
Dendrogyra_cylindrus	1	1	1	1	1	1	1	1	0	1	0	1	0	1	1	0	1
Dichocoenia_stellaris	0	1	1	1	0	0	0	1	0	1	1	1	0	1	1	0	1
Dichocoenia_stokesii	1	1	1	1	1	1	1	1	0	1	1	1	1	1	1	0	1
Eusmilia_fastigiata	1	1	1	1	1	1	1	1	1	1	1	1	1	1	1	1	1
Meandrina_braziliensis	0	0	0	0	0	0	0	0	0	0	0	0	0	0	0	0	0
Meandrina_caribbaea	0	1	1	1	1	0	0	0	0	0	0	1	0	1	1	0	1
Meandrina_danae	1	1	1	1	0	0	1	1	0	0	0	1	0	0	1	0	1
Meandrina_meandrites	1	1	1	1	1	1	1	1	1	1	1	1	1	1	1	1	1
Goreaugyra_memorialis	0	0	0	0	0	0	0	0	0	0	0	0	0	0	0	0	0
Isophyllastrea_rigida	1	1	1	1	1	1	1	1	0	1	1	1	1	1	1	0	1
Isophyllia_multiflora	0	1	0	0	0	1	0	1	0	0	0	0	0	0	1	0	0
Isophyllia_sinuosa	1	1	1	1	1	1	1	1	0	1	1	1	0	1	1	0	1
Mussa_angulosa	1	1	1	1	1	1	1	1	1	1	1	1	1	1	1	1	1
Mussismillia_braziliensis	0	0	0	0	0	0	0	0	0	0	0	0	0	0	0	0	1
Mussismillia_hartii	0	0	0	0	0	0	0	0	0	0	0	0	0	0	0	0	0
Mussismillia_hispida	0	0	0	0	0	0	0	0	0	0	0	0	0	0	0	0	0
Mycetophyllia_aliciae	1	1	1	0	1	1	1	1	1	0	0	1	1	1	1	0	1
Mycetophyllia_danaana	1	1	1	1	0	1	1	1	1	1	1	1	1	0	1	0	1
Mycetophyllia_ferox	1	1	1	1	1	1	1	1	1	1	0	1	1	1	1	1	1

Mycetophyllia_lamarckiana	1	1	1	1	1	1	1	1	0	1	1	1	1	1	1	0	1
Mycetophyllia_reesi	1	0	1	1	1	0	0	1	0	1	0	1	0	1	1	0	0
Scolymia_cubensis	1	1	1	1	1	1	1	1	1	1	1	1	1	1	1	1	1
Scolymia_lacera	1	1	1	1	1	1	1	1	0	1	1	1	1	1	1	0	1
Scolymia_wellsi	1	0	0	0	0	0	0	0	0	0	0	0	0	0	0	0	0
Oculina_diffusa	1	1	1	1	1	0	0	1	1	1	1	1	0	1	1	0	1
Oculina_valenciennesi	1	0	0	1	0	0	0	0	0	0	0	0	0	0	1	0	0
Oculina_robusta	0	0	1	0	0	0	0	0	0	0	0	0	0	0	1	0	0
Oculina_varicosa	1	1	0	0	0	0	0	0	0	0	0	0	0	0	1	0	0
Porites_astreoides	1	1	1	1	1	1	1	1	1	1	1	1	1	1	1	1	1
Porites_sp	1	0	1	1	0	0	0	0	0	1	0	0	0	1	1	0	1
Porites_branneri	0	0	0	0	1	1	0	1	0	0	0	0	0	0	0	0	0
Porites_colonensis	0	0	0	0	0	0	0	1	0	1	0	1	1	0	0	0	1
Porites_divaricata	1	1	1	1	1	1	1	1	1	1	1	1	1	1	1	0	1
Porites_furcata	1	1	1	1	1	1	1	1	0	0	1	1	1	1	1	0	1
Porites_porites	1	1	1	1	1	1	1	1	0	1	1	1	1	1	1	1	1
Siderastrea_radians	1	1	1	1	1	1	1	1	1	1	1	1	1	1	1	1	1
Siderastrea_siderea	1	1	1	1	1	1	1	1	1	1	1	1	1	1	1	1	1
Siderastrea_stellata	0	0	0	0	0	0	0	0	0	0	0	0	0	0	0	0	0
Caryophyllia_crypt	1	0	0	0	0	0	0	0	0	0	0	0	0	0	0	0	0
Caryophyllia_flos	0	0	0	1	0	0	0	0	0	0	0	0	0	0	0	0	0
Cladocora_debilis	1	0	0	0	0	0	0	0	0	1	0	0	0	0	0	1	0
Coenocyathus_caribbeana	1	0	0	0	0	0	0	0	0	0	0	0	0	0	0	0	0
Colangia_immersa	0	1	0	1	0	1	1	0	0	0	1	1	0	1	1	1	0
Colangia_simplex	0	1	0	1	0	0	0	0	0	0	0	0	0	0	0	0	0
Thalamophyllia_riisei	0	0	0	0	0	1	0	0	0	1	0	0	0	0	0	0	0
Phyllangia_americana	1	1	1	1	1	0	1	0	1	1	1	1	0	1	1	1	1
Phyllangia_dispersa	0	0	1	0	0	0	0	0	0	1	1	0	0	0	0	0	0
Paracyathus_defilippi	0	0	0	1	0	0	0	0	0	0	0	0	0	0	0	0	0
Paracyathus_pulchellus	0	0	0	0	0	0	0	0	0	0	0	0	0	0	0	1	0
M_memorialis	0	0	0	1	0	0	0	0	0	0	0	1	0	0	1	0	0
Desmophyllun_cristagalli	0	0	0	0	0	0	0	0	0	0	0	0	0	0	0	1	0
Polycyathus_mullerae	0	0	0	0	0	0	0	0	0	0	0	0	0	0	0	1	0
Polycyathus_senegalensis	0	0	0	0	0	0	0	0	0	0	0	0	0	0	0	1	0
Tubastraea_aurea	1	1	1	0	1	0	0	0	0	1	0	0	0	0	1	1	0
Tubastraea_tagusensis	0	0	0	0	0	0	0	0	0	0	0	0	0	0	0	0	0
Balanophyllia_floridana	0	0	0	1	0	0	0	0	0	0	0	0	0	0	0	1	0
Gardineria_minor	1	1	0	1	0	1	1	0	0	1	0	1	0	0	1	0	0
Guynia_annulata	1	0	0	1	0	0	0	0	0	0	0	0	0	0	0	0	0
Astrangia_braziliensis	0	0	0	0	0	0	0	0	0	0	0	0	0	0	0	0	0
Astrangia_rathburi	0	0	0	0	0	0	0	0	0	0	0	0	0	0	0	1	0
Astrangia_solitaria	1	1	1	1	1	1	1	0	0	1	1	1	0	1	1	1	1
Rhizosmilia_maculata	1	1	1	1	1	1	0	0	0	1	0	1	0	1	1	1	1
Millepora_alcicornis	1	1	1	1	1	1	1	1	0	1	1	1	1	1	1	0	1
Millepora_braziliensis	0	0	0	0	0	0	0	0	0	0	0	0	0	0	0	0	0
Millepora_complanata	1	1	1	1	1	1	1	1	1	1	1	1	0	1	1	0	1
Millepora_nitida	0	0	0	0	0	0	0	0	0	0	0	0	0	0	0	0	0
Millepora_laboreli	0	0	0	0	0	0	0	0	0	0	0	0	0	0	0	0	0
Millepora_squarrosa	1	1	1	0	0	1	0	1	0	1	0	1	0	0	1	0	1
Millepora_striata	0	0	0	0	0	0	0	0	0	0	0	1	0	0	0	0	0
Lepidopora_pourtalesi	1	0	0	0	0	0	0	0	0	0	0	0	0	0	0	0	1
Stylaster_roseus	1	1	1	1	1	1	1	0	0	1	1	1	0	1	1	0	1





Branchiomma nigromaculata	0	0	0	1	0	0	0	0	0	0	0	0	0	1
Branchiosyllis exilis	0	0	0	0	0	0	0	0	0	1	0	0	0	0
Branchiosyllis oculata	1	0	0	0	1	0	0	0	0	0	0	0	0	0
Branchiosyllis pacifica	0	0	0	0	0	0	0	0	0	0	1	0	0	0
Brania clavata	0	0	0	0	1	0	0	0	0	0	0	0	0	1
Brania glandulosa	0	0	0	0	0	0	0	0	0	0	1	0	0	0
Brania mediodentata	0	0	0	0	0	1	0	0	0	0	0	0	0	0
Brania oculata	0	0	0	0	0	1	0	0	0	0	0	0	0	0
Branchiomma nigromaculata	0	0	0	0	0	0	0	1	0	0	0	0	0	0
Capitella capitata	0	0	0	0	0	1	0	0	0	0	0	0	0	1
Castalia longicirrata	0	1	0	0	0	0	0	0	0	0	0	0	0	0
Castalia mutilata	0	1	0	0	0	0	0	0	0	0	0	0	0	0
Ceratocephale oculata	0	0	0	0	0	0	0	0	0	0	0	1	0	1
Ceratonereis excisa	1	0	0	0	1	0	0	0	0	0	0	0	0	0
Ceratonereis irritabilis	1	0	0	0	0	0	0	0	0	1	0	0	0	0
Ceratonereis longicirrata	1	0	0	0	0	0	0	0	0	0	0	0	0	0
Ceratonereis mirabilis	1	1	0	0	0	0	0	0	0	0	1	0	0	0
Ceratonereis singularis	0	0	0	0	0	1	0	0	0	1	0	0	0	0
Chaetopterus variopedatus	0	0	0	0	0	0	0	1	0	0	0	0	0	1
Chloeia euglochis	0	1	0	0	0	0	0	0	0	0	0	0	0	0
Chloeia viridis	1	0	0	1	0	0	0	1	0	0	0	0	0	0
Chone americana	0	0	0	0	0	0	0	0	0	0	0	0	0	1
Chone duneri	0	0	0	0	1	1	0	1	0	0	0	0	0	0
Cirratulus chrsoderma	1	0	0	0	0	0	0	0	0	0	0	0	0	0
Cirratulus elongatus	0	1	0	0	0	0	0	0	0	0	0	0	0	0
Cirratulus melanacanthus	0	1	0	0	0	0	0	0	0	0	1	0	0	0
Cirratulus nigromaculata	0	1	0	0	0	0	0	0	0	0	0	0	0	0
Cirriformia dangrigae	0	0	0	0	1	0	0	0	0	0	0	0	0	0
Cirriformia filigera	1	0	0	0	0	0	0	0	0	0	0	0	0	0
Cirriformia punctata	0	0	0	0	1	0	0	0	0	0	1	0	0	0
Cirriformia tentaculata	1	0	0	0	0	0	0	0	0	0	0	0	0	0
Cirrophorus aciculatus	1	0	0	0	0	0	0	0	0	0	0	0	0	0
Cirrophorus branchiatus	0	0	0	0	0	0	0	0	0	0	0	1	0	0
Cirrophorus lyra	0	0	0	0	0	0	0	0	0	0	0	1	0	0
Clymene cingulata	0	1	0	0	0	0	0	0	0	0	0	0	0	0
Clymene cirrata	0	1	0	0	0	0	0	0	0	0	0	0	0	0
Clymenella torquata	0	1	0	0	0	0	0	0	0	0	0	0	0	0
Cossura delta	0	0	0	0	0	0	0	0	0	0	0	1	0	0
Cossura soyeri	0	0	0	0	0	0	0	0	0	0	0	0	0	1
Ctenodrilus serratus	0	0	0	0	0	0	0	0	0	0	1	0	0	0
Dasybranchus	0	1	0	0	0	0	0	0	0	0	0	0	0	0
Dasybranchus caducus	0	0	0	0	0	0	0	1	0	0	1	0	0	0
Dasybranchus lumbricoides	0	0	0	0	0	0	0	1	0	1	0	0	0	0
Dasybranchus lunulatus	0	1	0	0	0	0	0	0	0	0	0	0	0	0
Dasychone nigromaculata	0	0	0	0	0	0	0	0	0	0	1	0	0	0

Dasychone ponce	0	1	0	0	0	0	0	0	0	0	0	0	0
Decamastus gracilis	0	0	0	0	0	0	0	0	0	0	0	0	1
Demonax mircophthalmus	0	0	0	0	0	0	0	1	0	0	0	0	0
Dentatisyllis mangalis	0	0	0	0	0	1	0	0	0	0	0	0	0
Dexiospira corrugata	0	0	0	0	0	0	0	0	0	0	1	0	0
Diopatra cuprea	0	0	0	0	0	1	0	1	0	1	1	1	1
Diopatra glutinatrix	0	0	0	0	1	0	0	0	0	0	0	0	0
Diopatra neotridens	1	0	0	0	0	0	0	0	0	0	0	0	0
Diopatra splendidissima	0	0	0	0	1	0	0	0	0	0	0	0	0
Diopatra tridentata	1	1	0	0	0	0	0	0	0	0	0	1	0
Diplocirrus capensis	0	0	0	0	0	0	0	0	0	0	0	1	0
Dispio uncinata	0	0	0	0	0	0	0	0	0	0	0	0	1
Dodecaceria conharum	0	0	0	0	0	0	0	0	0	1	0	0	0
Dodecaceria coralli	0	0	0	0	0	0	0	1	0	0	0	0	0
Dorvillea Schistomeringos	0	0	0	0	0	0	0	0	0	1	0	0	0
Dorvillea bacesoui	1	0	0	0	0	0	0	0	0	0	0	0	0
Dorvillea cerasina	1	0	0	0	0	0	0	0	0	1	0	0	0
Dorvillea longidentis	0	0	0	0	1	0	0	0	0	0	0	0	0
Dorvillea rubrovittata	0	0	0	0	0	0	0	0	0	1	0	0	0
Dorvillea sociabilis	1	0	0	0	0	0	0	0	0	0	0	0	0
Ehlargileanira incises	1	0	0	0	0	0	0	0	0	0	0	0	0
Ehlersis broomensis	0	0	0	0	0	0	0	0	0	0	1	0	0
Eunice websteri	0	0	0	0	0	0	0	0	0	1	0	0	0
Eteone heteropoda	0	0	0	0	1	0	0	0	0	0	0	0	1
Eteone lactea	0	0	0	0	0	0	0	0	0	0	0	1	1
Euchone lobiferum	0	0	0	0	1	0	0	0	0	0	0	0	0
Euclymene coronata	0	0	0	0	1	0	0	0	0	0	0	0	0
Eulalia hutchinsonensis	0	0	0	0	1	0	0	0	0	0	0	0	0
Eulalia myriacycla	0	0	0	0	1	1	0	0	0	1	0	0	0
Eulalia quinquelineata	0	1	0	0	0	0	0	0	0	0	0	0	0
Eulalia viridis	0	0	0	0	0	1	0	0	0	0	0	0	0
Eulepis fimbriata	0	1	0	0	0	0	0	0	0	0	0	0	0
Eulepis splendida	0	1	0	0	0	0	0	0	0	0	0	0	0
Eulepis weberi	0	0	0	0	0	0	0	0	0	0	1	0	0
Eumida muriatica	0	0	0	0	0	1	0	0	0	0	0	0	0
Eumida sanguinea	1	0	0	0	0	0	0	0	0	0	0	0	0
Eunice	0	0	0	0	1	0	0	0	0	0	0	0	0
Eunice aedificatrix	0	0	0	0	0	0	0	0	0	1	0	0	0
Eunice afra	0	0	0	0	0	0	0	0	0	1	0	0	0
Eunice antennata	1	0	0	0	0	0	0	1	0	1	0	0	1
Eunice aphroditeis	1	0	0	0	0	0	0	0	0	1	0	0	0
Eunice cariboea	1	0	0	0	0	0	0	1	0	1	0	0	0
Eunice filamentosa	1	0	0	0	0	0	0	1	0	1	0	0	0
Eunice floridana	0	0	0	0	0	0	0	1	0	0	0	0	0
Eunice gagzoi	0	0	0	0	0	0	0	0	0	0	1	0	0

Eunice mutilata	1	0	0	0	1	0	0	1	0	0	1	0	0
Eunice ninetta	0	0	0	0	0	0	0	0	0	0	1	0	0
Eunice ornata	0	1	0	0	0	0	0	0	0	0	0	0	0
Eunice roussaei	0	0	0	0	0	0	0	0	0	0	1	0	0
Eunice rubra	0	1	0	0	0	0	0	0	0	0	1	0	0
Eunice sanguinea	0	0	0	0	1	0	0	0	0	0	0	0	0
Eunice schemacephala	1	0	0	0	0	0	0	0	0	0	0	0	0
Eunice siciliensis	0	1	0	0	0	0	0	0	0	0	1	0	0
Eunice stigmatura	0	0	0	0	0	0	0	0	0	0	1	0	0
Eunice tridentata	0	0	0	1	0	0	0	0	0	0	0	0	0
Eunice violaceomaculata	0	1	0	0	0	0	0	1	0	0	0	0	0
Eunice vittata	1	0	0	0	0	0	0	0	0	0	1	1	1
Eunice websteri	0	1	0	0	0	0	0	1	0	0	0	0	1
Euphione magnificus	0	0	0	0	0	0	0	0	0	0	1	0	0
Euphrosine triloba	1	1	0	0	0	0	0	1	0	0	0	0	0
Eupolymnia crassicornis	0	0	0	0	0	0	0	1	0	0	0	0	0
Eupolymnia nebulosa	0	0	1	0	0	0	0	0	0	1	0	0	0
Eupomatus Hydroides	0	0	0	0	0	0	0	0	0	0	0	0	1
Eupomatus alatalateralis	0	0	0	1	0	0	0	0	0	0	0	0	0
Eupomatus parvus	0	1	0	0	0	0	0	0	0	0	0	0	0
Eurysyllis tuberculata	0	0	0	0	0	1	0	0	0	0	0	0	0
Eurythoe chilensis	0	0	0	0	0	1	0	0	0	0	0	0	0
Eurythoe complanata	1	1	0	0	0	0	0	1	0	1	1	0	0
Eusyllis blomstrandii	0	0	0	0	0	1	0	0	0	0	0	0	0
Eusyllis kupferi	0	0	0	0	0	0	0	0	0	0	0	0	1
Eusyllis lamelligera	0	0	0	0	0	0	0	0	0	0	0	0	1
Exegone dispar	1	0	0	0	0	0	0	0	0	0	0	0	0
Exogone exogone	0	0	0	0	0	0	0	0	0	0	0	1	1
Exogone parexogone	0	0	0	0	0	0	0	0	0	0	0	1	0
Exogone atlantica	0	0	0	0	0	0	0	0	0	0	0	0	1
Exogone dispar	0	0	0	0	1	1	0	0	0	0	0	0	1
Exogone gemmifera	0	0	0	0	0	0	0	0	0	0	1	0	0
Exogone naidinoides	0	0	0	0	0	1	0	0	0	0	0	0	0
Exogone occidentalis	0	0	0	0	0	1	0	0	0	0	0	0	0
Fabricia infratorquata	0	0	0	0	0	1	0	0	0	0	0	0	0
Fabricia sabella	0	0	0	0	0	0	0	0	0	0	1	0	0
Fabricinuda trilobata	0	0	0	0	0	1	0	0	0	0	0	0	0
Ficopomatus miamensis	0	0	0	0	1	0	0	0	0	0	0	0	0
Fimbriosthenelais hobbsi	1	0	0	0	0	0	0	0	0	0	0	0	0
Glycera abranchiata	1	0	0	1	0	0	0	0	0	0	0	0	1
Glycera brevicrris	0	0	0	0	0	1	0	0	0	0	0	0	0
Glycera convoluta	0	0	0	0	0	0	0	0	0	0	0	0	1
Glycera dibranchiata	0	0	0	0	0	0	0	0	0	0	0	0	1
Glycera longipinnis	0	0	0	0	0	0	0	0	0	0	0	0	1
Glycera oxycephala	0	0	0	0	0	0	0	0	1	1	0	0	0

<i>Glycera papillosa</i>	0	0	0	0	0	0	0	0	0	0	0	1	0
<i>Glycera sphyrabrancha</i>	0	0	0	0	0	0	1	0	0	1	1	0	1
<i>Glycera tessellata</i>	1	0	0	0	1	0	0	1	0	0	1	0	0
<i>Glycinde nordmanni</i>	0	0	0	0	0	0	0	0	0	0	0	1	0
<i>Glycinde solitaria</i>	0	0	0	0	0	0	0	0	0	0	0	0	1
<i>Goniada acicula</i>	0	0	0	0	0	0	0	1	0	1	0	0	0
<i>Goniada emerita</i>	0	0	0	0	0	0	0	0	0	0	0	0	1
<i>Goniada littorea</i>	0	0	0	0	0	0	0	0	0	0	0	0	1
<i>Goniada maculata</i>	0	0	0	0	0	0	0	0	0	0	0	1	1
<i>Goniada oculata</i>	0	1	0	0	0	0	0	1	0	0	1	0	0
<i>Goniada teres</i>	1	0	0	0	0	0	0	0	0	0	0	0	0
<i>Goniadides carolinae</i>	0	0	0	0	0	0	0	0	0	0	0	0	1
<i>Grubeulepis ecuadorensis</i>	0	0	0	0	0	0	0	0	0	0	0	0	1
<i>Grubeulepis mexicana</i>	0	0	0	0	0	0	0	0	0	0	0	0	1
<i>Grubeulepis sulcatisetis</i>	1	0	0	0	0	0	0	0	0	0	0	0	0
<i>Grubeusyllis clavata</i>	0	0	0	0	0	0	0	0	0	0	1	0	0
<i>Gyptis brevipalpa</i>	0	0	0	0	0	0	0	0	0	0	0	1	1
<i>Haploscoloplos foliosus</i>	1	0	0	0	0	0	0	0	0	0	0	0	0
<i>Haplosyllis spongicola</i>	1	0	0	0	1	1	1	0	0	1	1	1	1
<i>Harmothoe aculeata</i>	0	0	0	0	0	1	0	0	0	0	0	0	1
<i>Harmothoe benthophila</i>	0	0	0	0	0	0	1	0	0	0	0	0	0
<i>Harmothoe cruisis</i>	0	0	0	0	0	0	0	0	0	1	0	0	0
<i>Harmothoe polytricha</i>	0	1	0	0	0	0	0	0	0	0	1	0	0
<i>Harmothoe roberti</i>	0	0	0	0	0	0	0	0	0	0	1	0	0
<i>Harmothoes cruces</i>	0	0	0	0	0	0	0	0	0	0	1	0	0
<i>Hemipodia pustatula</i>	0	0	0	0	0	0	0	0	1	0	0	0	0
<i>Hemipodus armatus</i>	0	0	0	0	0	0	0	1	0	0	0	0	0
<i>Hermella varians</i>	0	1	0	0	0	0	0	0	0	0	0	0	0
<i>Hermenia trimaculata</i>	0	0	0	0	0	0	0	0	0	0	1	0	0
<i>Hermenia verrucolosa</i>	1	0	0	0	0	0	0	0	0	0	1	0	0
<i>Hermodic carunculata</i>	1	0	1	0	1	1	0	1	0	1	1	0	0
<i>Hesione picta</i>	0	0	0	0	0	0	0	0	0	0	0	0	1
<i>Hesione intertexta</i>	1	0	0	0	0	0	0	0	0	0	0	0	0
<i>Hesione picta</i>	1	0	0	1	0	0	0	0	0	1	0	0	1
<i>Hesione proctochona</i>	0	1	0	0	0	0	0	0	0	0	1	0	0
<i>Hesionura coineaui</i>	0	0	0	0	0	1	0	0	0	0	0	0	0
<i>Hesionura elongata</i>	0	0	0	0	0	1	0	0	0	0	0	0	0
<i>Heteromastides bifidus</i>	0	0	0	0	0	0	0	0	0	0	1	0	0
<i>Heteromastus filiformis</i>	0	0	0	0	0	0	0	1	0	0	1	0	1
<i>Heterospio longissima</i>	0	0	0	0	0	0	0	0	0	0	0	1	0
<i>Hipponoe gaudichaudi</i>	0	0	0	0	1	0	0	0	0	0	0	0	0
<i>Hirsutonuphis geminata</i>	0	0	0	0	0	1	0	0	0	0	0	0	0
<i>Hyalinoecia juvenalis</i>	0	0	0	0	0	0	0	1	0	0	0	0	0
<i>Hydroides dirampha</i>	0	0	0	0	0	0	0	1	0	0	0	0	0
<i>Hydroides gairacensis</i>	1	0	0	0	0	0	0	1	0	0	1	0	0



Lycastopsis beumeri	0	0	0	0	0	0	0	0	0	0	1	0	0
Lycastopsis hummelincki	0	0	0	0	0	0	0	0	0	0	1	0	0
Lygdamis indicus	0	0	0	0	0	0	0	0	0	0	0	1	0
Lysidice collaris	1	0	0	0	0	0	0	0	0	0	0	0	0
Lysidice ninetta	1	0	0	1	0	1	0	1	0	0	0	0	0
Lysidice sulcata	0	1	0	0	0	0	0	0	0	0	0	0	0
Lysippe annectens	0	0	0	0	0	0	0	0	0	0	0	1	0
Magelona pettiboneae	0	0	0	0	0	1	0	0	0	0	0	0	1
Magelona polydentata	1	0	0	0	0	0	0	0	0	0	0	0	0
Magelona riojai	0	0	0	0	0	1	0	0	0	0	0	0	0
Malmgrenia curacaoensis	0	0	0	0	0	0	0	0	0	0	1	0	0
Marphysa aenea	0	0	0	0	0	0	0	1	0	0	0	0	0
Marphysa amadae	0	0	0	0	0	0	0	0	0	1	0	0	0
Marphysa longula	0	0	0	0	0	0	0	1	0	0	0	0	0
Marphysa macintoshi	0	0	0	0	0	0	0	0	0	0	0	0	1
Marphysa mortenseni	0	0	0	0	0	0	0	0	0	0	0	0	1
Marphysa regalis	0	0	0	0	0	0	0	1	0	0	0	0	0
Marphysa sanguinea	0	0	0	0	0	0	0	1	0	0	1	1	1
Mediomastus ambiseta	0	0	0	0	0	1	0	0	0	0	0	0	0
Mediomastus californiensis	0	0	0	0	0	0	0	0	0	0	0	1	1
Megalomma pacifica	0	0	0	0	0	0	0	1	0	0	0	0	0
Melinna cristata	0	0	0	0	0	0	0	0	0	0	0	1	1
Melinna maculata	0	0	0	0	0	0	0	0	0	0	0	0	1
Mesochaetopterus capensis	0	0	0	0	0	0	0	0	0	0	0	0	1
Mexieulepis weberi	1	0	0	0	0	0	0	0	0	0	0	0	0
Microphthalmus stocki	0	0	0	0	0	0	0	0	0	0	1	0	0
Microspio pigmentata	0	0	0	0	0	0	0	0	0	0	0	0	1
Minuspio cirrifera	0	0	0	0	1	0	0	0	0	0	0	1	0
Mooreonuphis dangrigae	0	0	0	0	1	1	0	0	0	0	0	0	0
Mystides borealis	0	0	0	0	0	1	0	0	0	0	0	0	1
Naineris laevigata	0	0	0	0	0	0	0	1	0	0	0	0	0
Naineris mutilata	1	0	0	0	0	0	0	0	0	0	0	0	0
Naineris setosa	0	0	0	0	0	1	0	0	0	0	0	0	0
Namalycastis amboinensis	0	0	0	0	0	1	0	0	0	0	0	0	0
Namalycastis macroplatis	0	0	0	0	0	0	0	0	0	1	0	0	0
Namanereis quadraticeps	0	0	0	0	1	0	0	0	0	0	0	0	0
Namaneris pontica	0	0	0	0	0	0	0	0	0	0	1	0	0
Neanthes acuminata	0	0	0	0	1	0	0	0	0	0	0	0	0
Neanthes caudata	1	0	0	0	0	0	0	0	0	0	0	0	0
Neanthes galeatae	0	0	0	0	0	0	0	0	0	1	0	0	0
Neanthes micromma	0	0	0	0	0	0	0	0	0	0	0	0	1
Neanthes succinea	0	0	0	0	0	0	0	0	0	1	1	0	0
Nematonereis unicornis	1	0	0	0	0	0	0	0	0	1	0	0	0
Nephtys incisa	0	0	0	0	0	0	0	0	0	0	0	1	0
Nephtys magellanica	0	0	0	0	0	0	0	1	0	0	0	0	0



Nephtys phyllocirra	0	0	0	0	0	0	0	1	0	0	1	0	0
Nephtys squamosa	1	1	0	0	0	0	0	1	0	0	0	0	0
Nereiphylla castanea	0	0	0	0	1	0	0	0	0	0	0	0	0
Nereiphylla mimica	0	0	0	0	0	1	0	0	0	0	0	0	0
Nereiphylla sanguinea	0	0	0	0	1	0	0	0	0	0	0	0	0
Nereis Neanthes	0	0	0	0	0	0	0	0	0	0	0	0	1
Nereis arroyensis	0	1	0	0	0	0	0	0	0	0	0	0	0
Nereis bairdii	0	1	0	0	0	0	0	0	0	0	0	0	0
Nereis callaona	0	0	0	0	0	0	0	0	0	1	0	0	0
Nereis diversicolor	1	0	0	0	0	0	0	0	0	0	0	0	0
Nereis falsa	0	0	0	0	0	0	0	0	0	0	0	1	0
Nereis goajirana	0	0	0	0	0	0	0	0	0	0	1	0	0
Nereis jacksoni	1	0	0	0	0	0	0	0	0	0	0	0	0
Nereis panamensis	0	0	0	0	0	0	0	0	0	1	0	0	0
Nereis pelagica	0	0	0	0	0	0	0	0	0	0	0	1	1
Nereis riisei	1	0	0	0	0	0	0	0	0	1	0	0	0
Nereis trifasciata	0	0	0	0	0	0	1	0	0	0	0	0	0
Nerinides goodbodyi	0	0	0	1	0	0	0	0	0	0	0	0	0
Nicidion brevis	0	1	0	0	0	0	0	0	0	0	1	0	0
Nicolea bilobata	0	0	0	0	0	0	0	0	0	0	1	0	0
Nicomache antillensis	0	0	0	1	0	1	0	0	0	0	1	0	0
Notaulax nudicollis	0	0	0	0	0	0	0	1	0	0	0	0	0
Notaulax occidentalis	0	0	0	0	0	1	0	1	0	1	0	0	0
Nothria conchylega	1	0	0	0	0	0	0	1	0	0	0	0	0
Notomastus	0	0	0	0	1	0	0	0	0	0	0	0	0
Notomastus americanus	0	0	0	0	0	0	0	0	0	0	0	1	0
Notomastus angelicae	0	0	0	0	0	0	0	0	0	0	0	1	0
Notomastus daueri	0	0	0	0	0	0	0	0	0	0	0	1	0
Notomastus hemipodus	0	0	0	0	0	0	0	0	0	0	0	0	1
Notomastus latericeus	0	0	0	0	0	1	0	0	0	0	0	0	0
Notomastus lineatus	0	0	0	0	0	0	0	0	0	1	0	1	0
Notomastus lobatus	0	0	0	0	0	0	0	0	0	0	0	0	1
Notomastus tenuis	0	0	0	0	0	0	0	0	0	0	0	1	1
Notopygos crinite	0	1	0	0	0	0	0	1	0	0	0	0	0
Odontosyllis luminosa	0	0	0	0	0	1	0	0	0	0	0	0	0
Odontosyllis twincayensis	0	0	0	0	0	1	0	0	0	0	0	0	0
Oenone fulgida	1	0	0	0	0	0	0	0	0	1	1	0	0
Ophelina acuminata	0	0	0	0	0	0	0	0	0	0	0	1	0
Ophelina cylindricaudata	0	0	0	0	0	0	0	0	0	0	0	1	0
Ophelina hachaensis	0	0	0	0	0	0	0	0	0	0	1	0	0
Opisthosyllis brunnea	0	0	0	0	0	0	0	0	0	1	1	0	0
Opisthosyllis nuchalis	0	0	0	0	0	1	0	0	0	0	0	0	0
Opitsthosyllis brunnea	1	0	0	0	0	0	0	0	0	0	0	0	0
Oriopsis androgyne	0	0	0	0	0	1	0	0	0	0	0	0	0
Owenia fusiformis	0	0	0	0	0	0	0	0	0	1	0	0	0



Polydora cornuta	0	0	0	0	0	1	0	0	0	0	0	0	0
Polydora plena	0	0	0	0	0	0	0	0	0	0	0	0	1
Polydora socialis	0	0	0	0	0	0	0	0	0	0	0	0	1
Polydora websteri	0	0	0	0	0	0	0	1	0	0	0	0	0
Polynoe branchiata	0	1	0	0	0	0	0	0	0	0	0	0	0
Polynoe brevitosa	0	1	0	0	0	0	0	0	0	0	0	0	0
Polynoe nodosa	0	1	0	0	0	0	0	0	0	0	0	0	0
Polyodontes ocula	0	0	0	1	0	0	0	0	0	0	0	0	0
Polyopthalmus pictus	0	0	0	0	1	1	0	0	0	0	1	0	0
Polyopthalmus floridanus	0	0	0	0	0	0	0	0	0	0	1	0	0
Pomatoceros caerulescens	0	0	0	0	0	0	0	0	0	0	1	0	0
Pomatostegus stellatus	1	1	1	0	1	0	0	1	0	0	1	0	0
Praxillella praetermissa	0	0	0	0	0	0	0	0	0	0	1	0	0
Prionospio minuspio	0	0	0	0	0	0	0	0	0	0	0	1	0
Prionospio prionospio	0	0	0	0	0	0	0	0	0	0	0	1	1
Prionospio cirrobranchiata	1	0	0	0	0	0	0	0	0	0	0	0	1
Prionospio cristata	0	0	0	0	0	0	0	0	0	0	0	0	1
Prionospio fallax	0	0	0	0	0	0	0	0	0	0	0	0	1
Prionospio heterobranchia	0	0	0	0	0	1	0	0	0	1	0	0	1
Protoaricia pigmentata	0	0	0	0	0	1	0	0	0	0	0	0	0
Protodorvillea kefersteini	0	0	0	0	0	1	0	0	0	0	0	1	0
Protulides elegans	0	1	0	0	0	0	0	0	0	0	0	0	0
Psammolyce arenosa	1	0	0	0	0	0	0	0	0	0	1	0	0
Psammolyce espinosa	1	0	0	0	0	0	0	0	0	0	0	0	0
Psammolyce rigida	0	1	0	0	0	0	0	0	0	0	0	0	0
Psammolyce spinosa	0	0	0	0	0	0	0	0	0	1	0	0	0
Pseudobranchiomma emersoni	0	0	0	1	0	0	0	0	0	0	0	0	0
Pseudobrania clavata	0	0	0	0	0	1	0	0	0	0	0	0	0
Pseudofabricioloa quasincisura	0	0	0	0	0	1	0	0	0	0	0	0	0
Pseudonereis gallapagensis	1	0	0	0	1	0	0	0	0	0	0	0	0
Pseudonereis variegata	0	0	0	0	0	0	0	0	0	1	1	0	0
Pseudopotamilla reniformis	0	0	0	0	0	0	0	0	0	1	0	0	0
Pseudosyllides curacaoensis	0	0	0	0	0	0	0	0	0	0	1	0	0
Pseudovemicularia fuscostriata	0	0	0	0	0	0	0	0	0	0	1	0	0
Pseudovemicularia holcopleura	0	0	0	0	0	0	0	0	0	0	1	0	0
Pseudovemicularia madraciola	0	0	0	0	0	0	0	0	0	0	1	0	0
Pseudovemicularia multispinosa	0	0	0	0	0	0	0	0	0	0	1	0	0
Pterocirrus foliosus	0	0	0	0	0	1	0	0	0	0	0	0	0
Rhynchonerella moebii	0	0	0	0	0	0	1	0	0	0	0	0	0
Rullierinereis mexicana	0	0	0	0	1	0	0	0	0	0	0	0	0
Sabaco elongatus	0	0	0	0	0	1	0	0	0	0	0	0	0
Sabella bahamensis	0	0	0	0	0	0	0	1	0	0	1	0	0
Sabella melanostigma	0	0	0	1	1	1	0	1	0	0	0	1	1
Sabellaria floridensis	0	0	0	0	0	0	0	1	0	1	0	0	0
Sabellastarte magnifica	0	0	1	1	1	0	0	1	0	0	1	0	0



Sthenolepis gracilior	0	0	0	0	0	0	0	0	0	0	1	0	0
Sthenolepis kukenthali	0	0	0	0	0	0	0	0	0	0	1	0	0
Streblosoma bairdi	0	0	0	0	0	0	0	1	0	0	0	0	0
Streblosoma crassibranchia	0	0	0	0	0	0	0	0	0	1	0	0	0
Streblosoma hartmanae	0	0	0	0	0	0	0	0	0	0	0	1	0
Streblospio benedicti	0	0	0	0	0	0	0	1	0	0	0	0	1
Stylaroides glabra	0	1	0	0	0	0	0	0	0	0	0	0	0
Syllis complanata	0	1	0	0	0	0	0	0	0	0	0	0	0
Syllis gracilis	0	0	0	0	0	0	0	0	0	0	0	0	1
Syllis ortiziSan	0	0	0	0	0	0	0	0	0	0	0	1	0
Syllis prolifera	0	0	0	0	0	0	0	0	0	0	0	0	1
Syllis spongicola	0	0	1	0	0	0	0	0	0	0	0	1	0
Synelmis albini	0	0	0	0	0	1	0	0	0	0	0	0	0
Taylorpholoe hirsuta	0	0	0	0	0	1	0	0	0	0	0	0	0
Terebella annulifis	0	1	0	0	0	0	0	0	0	0	0	0	0
Terebella lapridia	0	0	0	0	0	0	0	0	0	0	1	0	0
Terebella pterochaeta	0	0	0	0	0	0	0	1	0	0	0	0	0
Terebella reticulata	0	0	0	0	0	0	0	0	0	0	1	0	0
Terebella rubra	0	0	0	0	0	0	0	1	0	0	0	0	0
Terebella turgidula	0	1	0	0	0	0	0	0	0	0	0	0	0
Terebella variegata	0	1	0	0	0	0	0	0	0	0	0	0	0
Terebellides parvus	0	0	0	0	0	1	0	0	0	0	0	0	0
Terebellides stroemi	0	0	0	0	1	0	0	1	0	0	1	1	1
Thalanesa lewesii	1	0	0	0	0	0	0	0	0	0	0	0	0
Tharyx annulosus	0	0	0	0	0	0	0	0	0	0	0	1	1
Tharyx marioni	0	0	0	0	0	0	0	0	0	0	0	0	1
Thelepus crassibranchiatus	0	1	0	0	0	0	0	0	0	0	0	0	0
Thelepus pascua	0	0	0	0	0	1	0	0	0	1	0	0	0
Thelepus setosus	0	0	0	0	0	1	0	1	0	1	1	0	0
Theostoma oerstedii	0	0	0	0	0	0	0	0	0	0	1	0	0
Timarete filigera	0	0	0	0	0	0	0	1	0	0	0	0	0
Tomopteris ketersteini	0	0	0	0	0	0	1	0	0	0	0	0	0
Trichobranthus glacialis	0	0	0	0	0	1	0	0	0	0	0	0	0
Trypanosyllis zebra	1	0	0	0	0	0	0	0	0	0	0	0	0
Typosyllis aciculata	0	0	0	0	0	0	0	0	0	1	0	0	0
Typosyllis amica	0	0	0	0	1	0	0	0	0	0	0	0	0
Typosyllis anops	0	0	0	0	0	0	0	0	0	1	0	0	0
Typosyllis armillaris	1	0	0	0	0	0	0	0	0	1	0	0	0
Typosyllis bifurcata	0	0	0	0	0	0	0	0	0	0	1	0	0
Typosyllis brachychaeta	0	0	0	0	0	1	0	0	0	0	1	0	0
Typosyllis corallicola	0	0	0	1	0	0	1	0	0	1	0	0	0
Typosyllis corallicoloides	0	0	0	0	0	0	0	0	0	0	1	0	0
Typosyllis cornuta	0	0	0	0	0	1	0	0	0	1	0	0	0
Typosyllis fasciata	1	0	0	0	0	0	0	0	0	0	0	0	0
Typosyllis fuscocuturata	0	0	0	0	0	0	0	0	0	0	1	0	0

Typosyllis gracilis	0	0	0	0	0	0	0	0	0	0	0	1	0	0
Typosyllis hyalina	0	0	0	0	0	1	0	0	0	0	0	0	0	0
Typosyllis prolifera	1	0	0	0	0	0	0	0	0	0	0	0	0	0
Typosyllis sexoculata	0	0	0	0	0	0	0	0	0	0	0	1	0	0
Typosyllis tigrinoides	0	0	0	0	0	0	0	0	0	0	0	1	0	0
Typosyllis tortugaensis	0	0	0	0	0	0	0	0	0	0	0	1	0	0
Typosyllis variegata	1	0	0	0	0	0	0	0	0	0	1	1	0	0
Vermiliopsis annulata	0	1	0	0	0	1	0	1	0	0	0	1	0	0
Vermiliopsis glandigera	0	0	0	0	0	1	0	0	0	0	0	0	0	0





Alvania_minuscula	1	0	0	0	0	0	0	0	0	0	0	0	0	0	0
Alvania_xanthias	1	0	0	0	0	0	0	0	0	0	0	0	0	0	1
Amaea_mitchelli	0	0	0	0	0	0	0	0	0	1	1	0	1	0	0
Amaea_retifera	1	1	0	0	0	0	0	0	0	0	1	0	0	0	1
Amalda_pacei	0	0	0	0	0	0	1	0	0	0	0	0	0	0	0
Amalda_tankervillei	0	0	0	0	0	0	0	0	0	0	0	0	1	0	0
Ammonicera_albospeciosa	1	0	0	0	0	0	1	0	0	0	0	0	0	0	0
Ammonicera_cf_circumcirra	1	0	0	0	0	0	1	0	0	0	0	0	0	1	0
Ammonicera_familiaris	1	0	0	0	0	0	0	0	0	0	0	0	0	1	0
Ammonicera_lineofuscata	1	0	0	0	1	0	0	0	0	0	0	0	0	1	0
Ammonicera_minortalis	1	0	0	0	0	0	0	0	0	0	0	0	0	1	0
Ammonicera_sculpturata	1	0	0	0	1	0	0	0	0	0	0	0	0	1	0
Amphiplica_plutonica	0	0	0	0	1	0	0	0	0	0	0	0	0	0	0
Amphiplica_venezuelensis	0	0	0	0	0	0	0	0	0	0	0	0	1	0	0
Amphithalamus_albus	1	0	0	0	0	1	0	0	0	0	0	0	0	0	0
Amphithalamus_niger	1	0	0	0	0	1	0	0	0	0	0	0	0	0	0
Amphithalamus_rauli	1	0	0	0	0	1	1	0	0	0	0	0	0	1	0
Amphithalamus_vallei	1	1	0	0	0	1	1	0	0	0	0	1	0	1	0
Anachis_alliouagana	0	0	0	0	0	0	0	0	0	0	0	0	0	0	1
Anachis_coseli	0	0	0	0	0	0	0	0	0	0	1	0	0	0	0
Anachis_crassilabris	1	0	0	0	0	0	0	0	0	0	0	0	0	0	0
Anachis_lyrata	0	0	0	0	0	0	0	0	1	0	1	0	0	0	0
Anachis_varia	0	0	0	0	0	0	0	0	1	1	1	0	0	0	0
Anatoma_alta	1	0	0	0	0	0	0	0	0	0	0	0	0	0	0
Anatoma_aspera	0	0	0	0	0	0	0	0	0	0	0	0	0	0	1
Anatoma_tenuis	0	0	0	0	0	0	0	0	0	0	0	0	0	0	1
Anatoma_umbilicata	0	0	0	0	0	0	0	0	0	0	0	0	0	0	1
Ancula_espinosai	0	0	0	0	0	0	0	0	1	0	0	0	0	0	0
Angiola_lineata	1	1	0	1	1	1	1	0	1	1	1	0	1	1	1
Anticlimax_athleenae	0	0	0	0	0	0	0	0	0	0	1	0	0	0	0
Anticlimax_decorata	1	0	0	0	0	0	0	0	0	0	0	0	0	0	0
Anticlimax_pilsbryi	0	0	0	0	0	1	0	0	0	0	0	0	0	0	0
Anticlimax_schumoi	0	0	0	0	0	0	1	0	0	1	0	0	0	0	0
Antillobia_margalefi	0	0	1	0	0	0	0	0	0	0	0	0	0	0	0
Antillophos_bayeri	0	0	0	0	0	0	0	0	0	0	1	0	0	0	0
Antillophos_beaui	1	0	0	0	0	0	0	0	0	0	0	0	0	0	1
Antillophos_candeanus	1	1	0	1	0	1	0	0	1	0	1	0	1	0	0
Antillophos_chazaliei	0	0	0	0	0	0	0	0	0	0	1	0	0	1	0
Antillophos_elegans	0	0	0	0	0	0	0	0	0	0	1	0	0	0	0
Antillophos_oxyglytus	1	1	0	0	0	0	0	0	0	0	0	0	0	0	0
Aphelodoris_antillensis	0	1	1	1	1	1	0	0	1	1	0	0	1	0	1
Aphera_lindae	0	0	0	0	0	0	0	0	0	0	0	0	1	0	0
Aplysia_brasiliana	0	0	0	0	0	0	0	0	0	0	0	0	1	0	0
Aplysia_cervina	1	1	0	0	0	0	0	0	0	0	1	0	1	0	0
Aplysia_dactylomela	1	1	0	1	1	1	1	0	1	1	1	0	1	1	1
Aplysia_fasciata	0	0	0	0	0	0	0	0	1	0	1	0	1	0	0
Aplysia_juliana	1	0	0	0	0	0	0	0	0	0	0	0	1	0	0
Aplysia_morio	1	0	0	0	0	0	0	0	0	0	0	0	1	0	0
Aplysia_parvula	1	1	0	1	1	0	0	0	1	0	0	0	1	1	1
Aplysia_willcoxi	1	0	0	0	0	0	0	0	0	0	0	0	0	0	0
Apodosis_novimundi	1	0	0	0	0	0	0	0	0	0	0	0	0	0	0
Architectonica_nobilis	1	1	0	1	0	0	0	0	1	1	1	1	1	0	1
Arene_bairdii	1	0	0	0	0	0	0	0	0	0	0	0	0	0	0
Arene_bitleri	0	0	0	0	0	0	0	0	0	1	1	0	0	0	0

Arene_brasiliana	0	0	0	0	0	0	0	0	0	1	0	0	0	0	0
Arene_briaereus	1	0	0	0	0	0	0	0	0	0	0	0	0	0	0
Arene_cruentata	1	1	0	1	1	1	1	0	1	1	1	0	0	1	1
Arene_curacoana	0	0	0	0	0	0	0	0	0	0	0	0	0	1	1
Arene_laguairana	0	0	0	0	0	0	0	0	1	0	1	0	0	0	0
Arene_microforis	0	0	0	0	0	1	0	0	0	0	0	0	0	0	1
Arene_miniata	0	0	1	0	0	0	0	0	0	1	0	0	0	1	1
Arene_riisei	1	0	0	0	0	0	0	0	1	1	1	0	0	1	1
Arene_tamsiana	0	0	0	0	0	0	0	0	0	0	0	0	1	0	1
Arene_tricarinata	1	1	0	0	0	1	1	0	1	1	1	0	0	1	0
Arene_variabilis	1	0	0	0	0	1	0	0	0	0	1	0	0	0	1
Arene_venusta	0	0	0	0	0	0	1	0	0	0	0	0	0	1	0
Arene_venustula	1	1	0	0	0	0	0	0	0	0	0	0	0	0	1
Argobuccinum_gemniferum	1	0	0	0	0	0	0	0	0	0	0	0	0	0	0
Armina_elongata	0	0	0	0	0	0	0	0	0	0	1	0	0	0	0
Armina_juliana	0	0	0	0	0	0	0	0	0	0	1	0	0	0	0
Armina_muelleri	0	0	0	0	0	0	0	0	0	0	1	0	0	0	0
Ascobulla_ulla	0	0	0	0	0	0	1	0	0	0	0	0	1	0	1
Aspella_castor	0	1	0	0	0	0	0	0	0	0	0	0	0	0	1
Assimineae_creutzbergi	1	0	0	0	0	0	0	0	0	0	0	0	0	0	0
Assimineae_succinea	1	1	0	1	0	1	1	0	0	0	1	0	1	0	0
Astirix_profundi	1	0	0	0	0	0	0	0	0	0	0	0	0	0	0
Astirix_verrilli	1	0	0	0	0	0	0	0	0	0	0	0	0	0	0
Astralium_brevispina	0	0	0	0	0	0	0	0	1	0	1	1	0	0	1
Astralium_phoebium	1	1	0	1	1	1	1	0	1	1	1	1	1	1	1
Astyris_antares	1	0	0	0	1	1	1	0	1	0	0	0	0	1	0
Astyris_lunata	1	1	0	1	0	1	1	0	1	1	1	0	1	0	1
Astyris_luquei	1	0	0	0	0	0	0	0	0	0	0	0	0	0	0
Astyris_raveneli	0	0	0	0	0	1	0	0	0	0	0	0	0	0	0
Astyris_rolandi	1	0	0	0	0	0	0	0	0	0	0	0	0	0	0
Astyris_strix	0	0	0	0	0	0	0	0	0	0	0	0	0	0	1
Atagama_browni	0	0	0	1	1	0	0	0	0	0	0	0	0	1	0
Atagama_prea	0	0	0	1	0	0	0	0	0	0	0	0	0	0	0
Atlanta_brunnea	0	1	0	0	0	0	0	0	0	0	0	0	0	1	0
Atlanta_gaudichaudi	1	0	0	0	0	0	0	0	0	0	0	0	0	0	0
Atlanta_inclinata	1	1	0	0	0	0	0	0	0	0	0	0	0	0	0
Atlanta_peronii	1	1	0	1	0	0	0	0	0	0	1	0	1	1	0
Attiliosa_aldridgei	1	1	0	1	0	1	0	0	0	1	0	0	0	0	0
Attiliosa_bessei	0	0	0	0	0	0	1	0	0	0	0	0	0	0	0
Attiliosa_glennduffyi	0	0	1	0	0	0	0	0	0	0	0	0	0	0	0
Attiliosa_kevani	0	0	0	1	0	0	0	0	0	0	0	0	0	0	0
Attiliosa_philippiana	0	0	0	0	0	1	0	0	0	0	0	0	0	0	0
Atys_alayoi	1	0	0	0	0	0	0	0	0	0	0	0	0	0	0
Atys_caribaeus	1	1	0	1	1	1	0	0	1	1	1	0	1	0	1
Atys_guildingi	1	1	0	0	0	1	0	0	1	1	1	0	0	1	1
Atys_macandrewii	1	1	0	0	0	0	1	0	1	0	0	0	0	0	1
Atys_riiseanus	1	1	1	0	0	0	0	0	1	1	1	0	1	0	1
Atys_sandersoni	1	1	0	0	0	0	0	0	1	1	0	0	0	0	0
Atys_sharpi	1	0	0	0	1	0	1	0	1	0	0	0	0	1	0
Austraeolis_catina	0	1	0	0	0	0	0	0	0	0	0	0	0	0	0
Babelomurex_dalli	1	0	0	0	0	0	0	0	0	0	1	0	0	0	1
Babelomurex_mansfieldi	1	0	0	0	1	0	1	0	0	1	1	0	0	1	1
Babelomurex_sentix	0	0	0	0	0	0	0	0	0	0	0	0	0	0	1
Babelomurex_tectumsinense	0	0	0	0	0	0	0	0	0	0	1	0	1	0	0









Cerithiopsis_vanhyingi	1	0	0	0	0	0	0	0	0	0	0	0	0	0	0
Cerithiopsis_vestalis	0	0	0	0	0	0	1	0	0	0	0	0	0	0	0
Cerithium_atratum	1	1	1	1	1	1	1	0	1	1	1	1	1	0	1
Cerithium_eburneum	1	1	1	1	1	1	1	0	1	1	1	1	1	1	1
Cerithium_guinaicum	1	1	1	1	0	0	1	0	1	1	1	1	0	1	0
Cerithium_litteratum	1	1	1	0	1	1	1	0	1	1	1	1	1	1	1
Cerithium_lutosum	1	1	1	1	1	1	1	0	1	1	1	0	1	1	1
Cerithium_muscarum	1	0	0	1	1	1	1	0	0	0	0	0	0	0	0
Cerodrillia_perryae	0	0	0	0	0	0	0	0	0	0	1	0	0	0	0
Cerodrillia_simpsoni	0	0	0	0	0	0	0	0	0	0	0	0	0	0	1
Cerodrillia_thea	1	1	0	0	0	1	0	0	0	0	1	0	0	0	1
Cerodrillia_verrilli	1	0	0	0	0	0	0	0	0	0	0	0	0	0	0
Charonia_variegata	1	1	1	1	1	1	1	0	1	1	1	1	1	1	1
Cheilea_equestris	1	1	0	1	1	1	1	0	1	1	1	0	1	1	1
Cheilea_uncinata	0	0	0	0	0	0	0	0	0	0	0	0	0	0	1
Cheirodonta_apexcrassum	1	0	0	0	0	0	0	0	0	0	0	0	0	0	0
Cheirodonta_decollata	1	0	0	0	0	0	1	0	0	0	0	0	0	0	0
Cheirodonta_miskitorum	0	0	0	0	0	0	0	0	0	0	0	0	0	0	0
Cheirodonta_verbenei	0	1	0	0	0	0	0	0	0	0	0	0	0	1	1
Chelidonura_berolina	0	1	0	0	0	0	0	0	0	0	0	0	0	0	0
Chelidonura_hirudinia	1	1	0	1	1	0	0	0	0	0	0	0	0	0	0
Chelidonura_hummelincki	1	1	0	1	1	0	0	0	0	0	0	0	0	0	0
Chelidonura_juancarlosi	1	0	0	0	0	0	0	0	0	0	0	0	0	0	0
Chelidonura_petra	0	0	0	0	1	0	0	0	0	0	0	0	0	0	0
Chelinodura_cubana	1	0	0	0	0	0	0	0	0	0	0	0	0	0	0
Chelinodura_hirundinina	1	0	0	0	0	0	0	0	0	0	0	0	0	0	0
Chelinodura_mariagordae	1	0	0	0	0	0	0	0	0	0	0	0	0	0	0
Chicoreus_aguayoi	1	0	0	0	0	0	0	0	0	0	0	0	0	0	0
Chicoreus_brevifrons	1	1	1	1	0	0	0	0	0	0	1	0	1	0	1
Chicoreus_bullisi	0	0	0	0	0	0	0	0	0	1	0	0	0	0	0
Chicoreus_cosmani	0	0	0	1	0	0	0	0	0	0	0	0	0	0	1
Chicoreus_dilectus	0	0	1	0	0	1	0	0	0	0	0	0	0	0	0
Chicoreus_florifer	1	0	1	0	0	1	1	0	1	1	0	0	0	0	0
Chicoreus_formosum	1	0	0	0	0	0	0	0	0	0	0	0	0	0	0
Chicoreus_franchii	0	0	0	0	0	0	0	0	0	0	1	0	0	0	0
Chicoreus_mergus	0	0	0	0	0	0	1	0	1	0	0	0	0	0	0
Chicoreus_spectrum	0	1	0	0	0	0	0	0	0	0	0	0	1	0	1
Chromodoris_binza	1	0	0	0	0	0	0	0	0	0	0	0	0	0	0
Chromodoris_clenchi	1	0	0	1	1	0	0	0	1	1	1	0	0	0	1
Chromodoris_dictya	0	1	0	0	0	0	0	0	0	0	0	0	0	0	0
Chromodoris_grahami	0	1	0	1	0	0	0	0	0	1	0	0	0	0	1
Chromodoris_kempfi	0	0	0	0	0	0	0	0	1	1	0	0	0	0	0
Chromodoris_perola	0	0	0	0	0	0	0	0	0	0	1	0	0	0	0
Chrysallida_cancellata	1	0	0	0	0	0	0	0	0	0	0	0	0	0	1
Chrysallida_gemmulosa	1	1	0	1	0	1	0	0	0	1	1	0	0	0	0
Chrysallida_nioba	1	0	0	0	0	0	0	0	0	0	0	0	0	0	0
Chrysallida_seminuda	1	0	0	0	0	0	0	0	0	0	0	0	0	0	0
Chrysallida_terryi	0	0	0	0	0	1	0	0	0	1	1	0	0	0	0
Chrysallida_virginiae	1	0	0	0	0	0	0	0	0	0	0	0	0	0	0
Chrystella_katya	1	0	0	0	0	0	0	0	0	0	0	0	0	0	0
Circulus_multistriatus	1	0	0	0	0	0	1	0	1	1	0	0	0	0	0
Circulus_semisculptus	0	0	0	0	0	0	0	0	1	1	1	0	0	0	0
Cirsotrema_dalli	1	1	1	1	0	0	0	0	0	1	0	0	0	0	1
Cittarium_pica	1	1	0	1	1	1	1	0	1	1	1	1	1	1	1





Conus_arangoi	1	0	0	0	0	0	0	0	0	0	0	0	0	0	0
Conus_archetypus	0	0	0	0	0	0	0	0	0	0	1	0	1	0	1
Conus_armiger	0	0	0	0	0	1	0	0	0	0	1	0	0	0	1
Conus_attenuatus	1	0	0	0	0	0	0	0	0	0	0	0	0	0	1
Conus_aureopunctatus	0	0	0	0	0	0	0	0	0	0	0	0	1	0	0
Conus_bayeri	0	0	0	0	0	0	0	0	0	0	1	0	0	0	0
Conus_baylei	0	0	0	0	0	0	0	0	0	0	1	0	1	0	0
Conus_bessei	0	0	0	0	0	0	1	0	0	0	0	0	0	0	0
Conus_brunneobandatus	0	0	0	0	0	0	0	0	0	0	1	0	0	0	1
Conus_brunneofilaris	0	0	0	0	0	0	0	0	0	1	0	0	0	0	0
Conus_cancellatus	0	0	0	0	0	0	0	0	0	0	1	0	1	0	0
Conus_cardinalis	1	0	1	1	0	0	0	0	1	1	1	0	0	0	1
Conus_caribbaeus	0	0	0	0	0	0	0	0	0	0	0	0	0	0	1
Conus_cedonulli	0	0	0	0	0	0	0	0	0	0	0	0	0	0	1
Conus_centurio	0	1	1	1	0	0	0	0	0	0	1	0	1	1	1
Conus_ceruttii	0	0	0	0	0	0	1	0	0	0	0	1	0	0	0
Conus_cingulatus	0	0	0	0	0	0	0	0	0	1	1	0	1	0	0
Conus_commodus	0	0	0	0	0	0	1	0	0	0	0	0	0	0	0
Conus_cuna	0	0	0	0	0	0	0	0	0	1	0	0	0	0	0
Conus_daucus	1	1	1	1	1	0	0	0	1	1	1	1	1	0	1
Conus_deynzerorum	0	0	0	0	0	1	0	0	0	0	0	0	0	0	0
Conus_duffy	0	0	0	0	0	0	0	0	0	0	0	0	0	1	0
Conus_explorator	0	0	0	1	0	0	0	0	0	0	0	0	0	0	0
Conus_ermineus	1	1	1	1	1	1	1	0	1	0	1	0	1	1	1
Conus_eversoni	0	0	0	0	0	0	1	0	0	0	0	0	0	0	0
Conus_finkli	0	0	0	0	0	0	0	0	0	0	1	0	1	0	0
Conus_flammeacolor	0	0	0	0	0	0	1	0	0	1	0	1	0	0	0
Conus_flavescens	1	0	0	0	0	0	1	0	0	0	0	0	1	0	0
Conus_garciai	0	0	0	0	0	0	1	0	0	0	0	0	0	0	0
Conus_glenni	0	0	0	0	0	0	0	0	0	1	0	0	0	0	0
Conus_granulatus	1	1	1	1	1	1	1	0	1	1	1	0	0	1	1
Conus_harlandi	0	0	0	0	0	0	1	0	0	0	0	0	0	0	0
Conus_havanensis	1	0	0	1	0	0	0	0	0	0	0	0	0	0	0
Conus_honkeri	0	0	0	0	0	0	0	0	0	0	0	0	1	0	0
Conus_ignotus	0	0	0	0	0	0	0	0	0	0	0	0	0	0	0
Conus_jaspideus	1	1	0	0	1	0	1	0	1	1	1	1	0	0	1
Conus_julieandreae	0	0	0	0	0	0	1	0	0	0	0	0	0	0	0
Conus_kalafuti	0	0	0	0	0	0	1	0	0	0	0	0	0	0	0
Conus_kevani	0	0	0	0	0	0	0	0	0	0	0	0	1	0	0
Conus_kulkulcan	1	0	0	0	0	0	1	0	0	1	0	0	0	0	0
Conus_magellanicus	0	0	0	0	0	1	0	0	0	1	0	0	0	0	0
Conus_magnottei	0	0	0	0	0	0	1	0	0	0	0	0	0	0	0
Conus_mappa_trinitarius	0	0	0	0	0	0	0	0	0	0	0	0	1	0	0
Conus_mappa_granarius	0	0	0	0	0	0	0	0	0	1	1	0	1	1	0
Conus_mappa_mappa	0	0	0	0	0	0	0	0	0	0	0	0	1	0	1
Conus_mazei	0	0	0	1	0	0	0	0	0	0	1	0	0	0	1
Conus_mindanus	1	1	0	0	0	0	1	0	1	1	1	1	0	0	1
Conus_mus	1	1	0	1	1	1	1	0	1	1	1	1	1	1	1
Conus_nodiferus	0	1	1	0	0	0	0	0	0	0	0	0	0	0	1
Conus_optabilis	0	0	0	0	0	0	0	0	0	0	0	0	1	0	0
Conus_parascalaris	0	0	0	0	0	0	0	0	0	0	0	0	1	0	0
Conus_paschalli	0	0	0	0	0	0	0	0	0	0	0	0	0	0	0
Conus_patae	1	0	0	0	0	0	1	0	0	0	0	0	0	0	0
Conus_paulae	0	0	0	0	0	0	0	0	0	0	0	0	1	0	0

Conus_penchaszadehi	0	0	0	0	0	0	0	0	0	0	1	0	1	0	0
Conus_philippii	0	0	0	0	0	0	0	0	0	1	0	0	0	0	0
Conus_portobeloensis	0	0	0	0	0	0	0	0	0	1	0	0	0	0	0
Conus_pseudaurantius	0	0	0	0	0	0	0	0	0	0	0	0	0	0	1
Conus_puncticulatus	0	0	0	0	0	0	0	0	1	1	1	0	1	0	1
Conus_pusio	0	1	1	0	0	0	0	0	0	0	0	0	0	0	1
Conus_rachelae	0	0	0	0	0	0	0	0	0	0	0	0	1	0	0
Conus_regius	1	1	0	1	1	1	1	0	1	1	1	1	0	1	1
Conus_ritae	0	0	0	0	0	0	1	0	0	0	0	0	0	0	0
Conus_rosalindensis	0	0	0	0	0	0	0	0	0	0	0	1	0	0	0
Conus_sanderi	0	0	0	0	0	0	0	0	0	0	0	0	1	0	0
Conus_sennottorum	0	0	0	0	0	0	0	0	0	1	1	0	1	0	0
Conus_spurius	0	1	0	1	1	1	1	0	1	1	1	1	1	1	1
Conus_stearnsii	0	0	0	0	0	1	0	0	0	0	0	0	0	0	0
Conus_stimpsoni	0	0	0	0	1	0	0	0	0	0	0	0	1	0	0
Conus_sunderlandi	0	0	0	0	0	0	1	0	0	0	0	0	0	0	0
Conus_villepinii	0	0	0	0	0	1	0	0	0	0	1	0	1	0	1
Copulabyssia_colombia	0	0	0	0	0	0	0	0	0	0	1	0	0	0	0
Coralliophila_abbreviata	1	0	0	0	0	0	0	0	0	0	1	1	0	0	0
Coralliophila_aberrans	1	1	0	1	1	1	1	0	0	1	1	0	0	1	1
Coralliophila_caribaea	1	1	0	1	1	1	1	0	1	1	1	1	1	1	1
Coralliophila_galea	0	1	0	1	1	1	1	0	1	1	1	0	0	1	1
Coralliophila_lactuta	1	0	0	0	0	0	0	0	0	0	0	0	0	0	0
Coralliophila_scalariformis	0	1	0	1	0	0	0	0	0	0	1	0	0	0	1
Coralliophila_squamosa	0	0	0	0	0	1	0	0	0	0	1	0	0	0	0
Cordieria_rouaultii	0	1	0	0	0	0	0	0	0	0	0	0	0	0	0
Cornisepta_acuminata	0	1	0	0	0	0	0	0	0	0	1	0	0	0	0
Cosmioconcha_calliglypta	0	1	0	0	0	0	0	0	0	1	0	0	1	0	0
Cosmioconcha_dedonderi	0	0	0	0	0	0	0	0	0	1	1	0	0	0	0
Cosmioconcha_nitens	1	1	0	1	0	1	1	0	1	1	1	0	1	0	0
Cosmioconcha_rikae	0	0	0	0	0	0	0	0	0	1	1	0	0	0	0
Cosmotriphora_arnoldoi	1	1	0	0	0	0	0	0	0	0	0	0	0	0	0
Cosmotriphora_melanura	1	1	0	1	0	1	1	0	1	0	1	0	0	1	1
Cosmotriphora_ornata	0	1	0	0	0	1	0	0	1	1	1	0	0	0	1
Costaclis_cubana	1	0	0	0	0	0	0	0	0	0	0	0	0	0	0
Costaclis_egregia	0	0	0	0	0	0	0	0	0	0	0	0	0	0	1
Costaclis_hyalina	0	0	0	0	0	0	0	0	0	0	0	0	0	0	1
Costasiella_nanatoi	0	1	0	0	1	0	0	0	0	0	0	0	0	0	0
Costasiella_ocellifera	0	1	0	1	1	0	0	0	1	0	0	0	0	0	0
Costoanachis_antillarum	0	0	0	0	0	0	0	0	0	0	0	0	0	0	1
Costoanachis_avara	0	0	0	0	0	1	0	0	0	0	0	0	0	0	0
Costoanachis_cascabulloi	0	0	0	0	0	0	0	0	1	0	0	0	0	0	0
Costoanachis_catenata	1	1	1	0	1	0	0	0	1	1	0	0	0	0	0
Costoanachis_hotessieriana	0	0	0	0	1	0	0	0	0	0	1	0	1	0	1
Costoanachis_nisitella	0	1	0	0	0	0	0	0	0	0	0	0	0	0	0
Costoanachis_semplicata	0	0	0	0	0	1	0	0	0	0	0	0	0	0	0
Costoanachis_sertulariarum	0	0	0	0	0	0	0	0	0	0	1	0	1	0	0
Costoanachis_sparsa	1	1	0	0	0	1	1	0	1	0	1	0	1	0	1
Costoanachis_translirata	0	0	0	0	0	1	0	0	0	0	1	0	0	0	0
Cotonopsis_lafresnayi	1	0	0	0	0	0	0	0	0	0	0	0	0	0	1
Cranopsis_antillana	0	0	0	0	0	0	0	0	0	0	0	0	0	0	1
Cranopsis_asturiana	0	0	0	0	0	0	0	0	0	0	0	0	0	0	1
Cranopsis_granulata	0	0	0	0	0	0	0	0	0	0	1	0	0	0	1
Crassispira_adamsi	0	0	0	1	1	0	0	0	1	1	0	0	0	0	1





Daphnella_stegeri	1	0	0	0	0	0	0	0	0	0	0	0	0	0	0
Darbya_lira	0	1	0	0	0	0	0	0	0	0	0	0	0	0	0
Decipifus_kristenseni	0	0	0	0	0	0	1	0	0	0	0	0	0	1	0
Decipifus_sixaolus	1	0	0	1	0	1	0	0	0	1	1	0	0	0	1
Dendopoma_annulatus	1	0	0	0	0	0	0	0	0	0	0	0	0	0	0
Dendrodoris_krebsii	1	0	0	1	1	0	0	0	1	1	1	0	0	1	1
Dendrodoris_magagnai	0	0	0	0	0	0	0	0	1	0	0	0	0	0	0
Dendropoma_corrodens	1	1	0	1	1	1	1	0	0	1	1	1	0	1	1
Dendropoma_irregulare	1	1	0	1	1	1	1	0	1	0	0	0	1	0	1
Dentimargo_argonauta	0	0	0	0	0	0	0	0	1	0	0	0	0	0	0
Dentimargo_aureocinctus	1	0	0	0	0	1	0	0	0	1	1	0	1	0	0
Dentimargo_claroi	1	0	0	0	0	0	0	0	0	0	0	0	0	0	0
Dentimargo_cruzmoralai	0	0	0	0	0	0	0	0	1	0	0	0	0	0	0
Dentimargo_eburneolus	1	1	0	0	0	1	0	0	1	0	1	0	1	0	0
Dentimargo_hennequini	0	0	0	0	0	1	0	0	0	0	0	0	0	0	0
Dentimargo_kevini	0	0	0	0	0	1	0	0	0	0	0	0	0	0	0
Dentimargo_macnairi	0	0	0	0	0	0	0	0	0	1	0	0	0	0	0
Dentimargo_reductus	0	0	0	0	0	0	1	0	0	0	1	0	0	0	0
Dentimargo_sulcatus	0	1	0	0	0	0	0	0	0	0	1	0	1	1	1
Dentimargo_zaidettae	0	0	0	0	0	0	0	0	1	0	0	0	0	0	0
Dentistyla_asperrima	1	0	0	0	0	1	1	0	0	0	0	0	0	0	1
Dentistyla_sericifilum	0	0	0	0	0	0	0	0	0	0	0	0	0	0	1
Depressiscula_nautlae	1	1	0	0	0	0	0	0	1	1	1	0	0	0	1
Depressiscula_nitidella	1	0	0	0	0	0	0	0	0	0	0	0	0	0	1
Dermomurex_alabastrum	0	0	0	0	0	0	1	0	1	1	1	0	0	0	1
Dermomurex_antecessor	0	0	0	0	0	0	0	0	0	1	0	0	0	0	0
Dermomurex_elizabethae	0	0	0	0	0	0	1	0	0	1	0	0	0	0	1
Dermomurex_kaicheriae	0	0	0	0	0	0	0	0	0	1	1	0	0	0	1
Dermomurex_oxum	0	0	0	0	0	0	0	0	0	1	0	0	0	0	0
Dermomurex_olssoni	0	0	0	0	0	0	1	0	1	1	1	0	0	0	0
Dermomurex_pauperculus	1	1	0	1	1	1	1	0	1	1	1	1	1	1	1
Dermomurex_sarasuae	1	0	0	0	0	0	0	0	0	0	0	0	0	0	0
Detracia_bullaoides	1	0	1	1	0	1	1	0	0	0	1	0	0	1	1
Detracia_clarki	1	0	0	0	0	0	0	0	0	0	0	0	0	0	0
Diacavolinia_longirostris	0	1	0	0	0	1	0	0	1	0	0	0	0	0	1
Diacria_danae	0	0	0	0	0	1	0	0	1	0	0	0	0	0	1
Diacria_quadridentata	1	0	0	0	0	0	0	0	0	0	0	0	0	0	0
Diacria_trispinosa	1	1	0	0	0	0	0	0	1	0	1	0	1	0	1
Diaphana_caribaea	1	0	0	0	0	0	0	0	0	0	0	0	0	0	0
Dibaphimitra_florida	0	0	0	0	1	1	1	0	0	0	0	1	0	0	0
Dillwynella_modesta	0	0	0	0	0	0	0	0	0	0	0	0	0	0	1
Diodora_aguayoi	1	0	0	0	0	0	0	0	0	0	1	0	0	0	0
Diodora_arcuata	1	1	0	1	0	0	0	0	1	1	0	0	1	1	1
Diodora_cayenensis	1	1	0	0	1	1	1	0	1	1	1	1	1	1	1
Diodora_dysoni	1	1	0	1	1	1	1	0	0	1	1	1	0	1	1
Diodora_fargoi	0	0	0	0	0	0	0	0	0	1	0	0	0	0	0
Diodora_fluviana	1	0	0	0	0	0	0	0	0	0	0	0	0	0	1
Diodora_fragilis	1	0	0	0	0	0	0	0	0	0	0	0	0	0	0
Diodora_jaumei	1	0	0	0	1	1	1	0	1	0	1	0	0	0	1
Diodora_listeri	1	1	0	1	1	1	1	0	1	1	1	1	1	1	1
Diodora_meta	1	0	0	0	0	1	1	0	0	0	1	0	0	0	0
Diodora_minuta	1	1	0	1	1	1	1	0	1	0	1	1	1	1	1
Diodora_sarasuae	1	0	0	0	0	0	0	0	0	0	0	0	0	0	0
Diodora_sayi	1	1	0	0	0	0	1	0	0	1	1	1	0	0	0

Diodora_tanneri	1	0	0	0	0	1	0	0	0	0	1	0	0	0
Diodora_variegata	0	1	1	1	0	1	1	0	0	1	0	0	0	1
Diodora_viridula	1	1	0	1	0	0	1	0	0	1	1	1	1	1
Diodora_wetmorei	1	1	0	0	0	0	0	0	0	0	0	0	0	1
Discodoris_evelinae	0	1	0	0	1	0	0	0	1	1	1	0	0	0
Discodoris_mortenseni	0	1	0	0	1	0	0	0	0	1	0	0	0	1
Discodoris_notha	0	0	0	0	0	0	0	0	0	0	0	0	0	1
Discodoris_phoca	0	0	0	0	0	0	0	0	1	0	0	0	0	0
Discopsis_omalos	0	0	0	0	0	0	0	0	0	0	0	0	0	1
Discotectonica_discus	0	0	0	0	0	0	0	0	0	0	1	0	0	1
Distorsio_clathrata	1	1	1	1	0	0	1	0	0	1	1	0	1	1
Distorsio_constricta	1	1	0	0	0	0	0	0	0	1	1	0	1	1
Distorsio_perdistorta	0	0	0	0	0	0	0	0	0	0	0	0	0	1
Dolabrifera_dolabrifera	1	1	0	0	1	0	0	0	1	0	1	0	0	1
Dolicholatirus_pauli	0	0	0	0	0	0	0	0	0	0	1	0	0	0
Dondice_occidentalis	0	0	0	1	0	0	0	0	1	0	1	1	1	1
Dondice_parguerensis	0	1	0	0	0	0	0	0	0	0	0	0	0	0
Doriopsilla_areolata_nigrolineata	0	0	0	0	0	0	0	0	0	1	0	0	0	0
Doriopsilla_pharpa	1	0	0	0	0	0	0	0	0	0	0	0	0	0
Doris_fretterae	0	0	0	1	0	0	0	0	0	0	0	0	0	0
Doris_ilo	0	0	0	0	0	0	0	0	0	0	0	0	0	1
Doris_verrucosa	0	0	0	0	0	0	0	0	1	0	0	0	0	0
Doto_awapa	0	0	0	0	0	0	0	0	1	0	0	0	0	0
Doto_cabecar	1	0	0	0	0	0	0	0	1	0	0	0	0	0
Doto_chica	1	1	0	0	0	1	0	0	1	0	0	0	0	0
Doto_curere	0	0	0	0	0	0	0	0	1	0	0	0	0	0
Doto_duao	0	0	0	0	0	0	0	0	1	0	0	0	0	0
Doto_escatlari	0	0	0	0	0	0	0	0	1	0	0	0	0	0
Doto_iugula	0	0	0	0	0	0	0	0	1	0	0	0	0	0
Doto_kekoldi	0	0	0	0	0	0	0	0	1	0	0	0	0	0
Doto_pita	1	0	0	0	0	0	0	0	1	0	0	0	0	1
Doto_proranao	0	0	0	0	0	0	0	0	1	0	0	0	0	0
Doto_pygmaea	1	0	0	0	0	0	0	0	0	0	0	0	0	0
Doto_sabuli	0	0	0	0	0	1	0	0	0	0	0	0	0	0
Doto_uva	0	0	0	0	1	0	0	0	0	0	0	0	0	0
Doto_varaderoensis	1	0	0	0	0	0	0	0	0	0	0	0	0	0
Douglassia_enae	0	1	0	0	0	0	0	0	0	0	0	0	0	0
Drillia_coccinata	1	0	0	0	0	0	0	0	0	0	0	0	1	0
Drillia_cydia	1	1	0	1	1	1	1	0	0	0	1	0	0	1
Drillia_euphanes	1	0	0	0	0	0	0	0	0	0	0	0	0	0
Drillia_havannensis	1	0	0	0	0	0	0	0	0	0	0	0	0	0
Drillia_oleacina	1	0	0	0	0	0	0	0	0	0	0	0	0	1
Drillia_pharcida	1	0	0	0	0	0	0	0	0	0	0	0	0	0
Drilliola_comatotropis	1	0	0	0	0	0	0	0	0	0	1	0	0	0
Eatonina_caribaea	0	0	0	0	0	0	0	0	0	0	0	0	0	1
Eatonina_laurensi	1	0	0	0	0	1	0	0	0	1	0	0	0	0
Eburna_glabrata	0	0	0	0	0	0	0	0	0	0	1	0	1	0
Eburna_lienardii	0	0	0	0	0	0	0	0	0	0	1	0	1	0
Echinolittorina_angustior	1	1	1	1	1	1	1	0	1	0	1	1	1	1
Echinolittorina_antoni	1	0	1	1	1	1	1	0	0	0	0	1	0	1
Echinolittorina_dilatata	1	0	1	1	0	0	0	0	1	0	0	1	0	1
Echinolittorina_glaucocincta	1	0	0	0	0	0	0	0	0	0	0	0	0	0
Echinolittorina_interrupta	0	0	1	1	0	0	1	0	1	0	1	0	0	1
Echinolittorina_meleagris	1	1	0	1	1	1	1	0	1	1	1	1	1	0

Echinolittorina_mespillum	1	1	0	1	1	1	0	0	0	0	1	0	0	1	1
Echinolittorina_riisei	1	0	0	1	0	0	0	0	0	0	0	0	0	0	1
Echinolittorina_tuberculata	0	1	0	1	1	0	1	0	1	1	1	1	1	0	1
Echinolittorina_ziczac	1	1	1	1	1	1	1	0	1	1	1	1	1	0	1
Echinophoria_coronadoi	1	0	0	1	0	0	0	0	0	0	1	1	1	0	0
Egila_virginiae	0	0	0	0	0	0	0	0	0	0	1	0	0	0	0
Elachisina_floridana	1	1	0	0	0	1	0	0	0	1	0	0	0	0	0
Eldridgea_johnsoni	0	1	0	0	0	0	0	0	0	0	0	0	0	0	0
Elephantulum_cooperi	1	0	0	0	0	0	0	0	0	0	0	0	0	0	0
Elephantulum_insularum	1	1	0	0	0	0	0	0	0	0	0	0	0	0	1
Ellobium_dominicense	0	0	1	0	0	0	0	0	0	0	0	0	1	0	1
Ellobium_pellucens	1	0	0	0	0	0	0	0	0	0	0	0	0	0	0
Elysia_cornigera	0	0	0	0	1	0	0	0	0	0	0	0	0	0	0
Elysia_crispata	1	0	0	0	1	0	0	0	0	0	0	0	0	0	0
Elysia_eugeniae	0	0	0	0	0	0	0	0	1	0	0	0	0	0	0
Elysia_evelinae	0	0	0	0	0	0	0	0	1	0	0	0	0	0	0
Elysia_flava	1	1	0	1	0	0	0	0	1	0	0	0	0	0	0
Elysia_nisbeti	0	0	0	1	0	0	0	0	0	0	0	0	0	0	0
Elysia_ornata	1	0	0	1	0	0	0	0	1	0	1	0	0	0	1
Elysia_papillosa	1	0	0	0	1	0	0	0	1	0	0	0	0	0	0
Elysia_patina	0	0	0	0	0	0	0	0	1	0	0	0	0	0	0
Elysia_pratensis	1	0	0	0	0	1	0	0	0	0	0	0	0	0	0
Elysia_purchoni	0	0	0	1	0	0	0	0	1	0	0	0	0	0	0
Elysia_subornata	0	1	0	1	1	0	0	0	0	0	0	0	0	0	1
Elysia_timida	1	0	0	0	0	0	0	0	0	0	0	0	0	0	0
Elysia_tuca	1	1	0	1	1	0	0	0	1	0	0	0	0	0	0
Elysia_zuleicae	0	0	0	0	0	0	0	0	1	0	0	0	0	0	0
Emarginula_dentigera	0	0	0	0	0	0	0	0	0	0	0	0	1	1	0
Emarginula_phrixodes	1	1	1	1	0	0	1	0	1	1	1	0	0	1	1
Emarginula_pumila	1	1	1	1	1	1	1	0	0	1	1	0	0	1	1
Emarginula_sicula	1	0	0	0	0	0	0	0	0	0	0	0	0	0	1
Emarginula_tuberculosa	1	0	0	0	0	0	0	0	0	0	0	0	0	0	1
Enaeta_cylleneiformis	1	0	0	0	0	0	0	0	0	0	0	0	0	0	0
Enaeta_guildingii	0	0	0	0	0	0	0	0	0	0	0	0	0	0	1
Enaeta_reevei	1	0	0	0	0	0	1	0	0	1	0	0	0	0	0
Engina_turbinella	1	1	0	1	1	1	1	0	1	1	1	1	1	1	1
Engoniophos_unicinctus	0	1	0	1	0	0	0	0	0	0	1	1	1	1	1
Entemnotrochus_adansonianus	1	1	0	1	1	0	0	0	0	0	0	0	0	0	1
Eosipho_canetae	0	0	0	0	0	0	0	0	0	0	1	0	0	0	1
Episcynia_inornata	1	1	0	0	0	0	0	0	0	1	1	0	0	0	1
Epitonium_xenicima	0	0	0	0	0	0	0	0	0	0	1	0	0	0	0
Epitonium_albidum	1	1	1	1	1	1	1	0	1	1	1	0	1	0	1
Epitonium_angulatum	0	0	0	0	0	1	0	0	0	0	1	0	0	0	0
Epitonium_apiculatum	1	1	0	0	0	0	0	0	0	0	0	0	1	0	0
Epitonium_babylonium	1	0	0	0	0	0	0	0	0	0	1	0	0	0	0
Epitonium_candeanum	1	1	1	1	0	1	0	0	1	1	1	0	0	1	1
Epitonium_celesti	0	0	0	0	0	0	0	0	0	0	0	0	0	0	1
Epitonium_denticulatum	1	1	0	0	0	0	0	0	1	0	1	0	1	0	1
Epitonium_echinaticosta	1	1	1	1	1	1	1	0	1	1	1	1	0	1	1
Epitonium_eulitum	0	1	0	0	0	0	0	0	0	0	0	0	0	0	0
Epitonium_foliaceicosta	1	1	1	1	0	1	1	0	1	1	1	0	0	0	1
Epitonium_frielei	1	1	0	0	0	0	0	0	0	0	0	0	0	0	1
Epitonium_krebsii	1	1	0	1	1	1	1	0	1	1	1	0	1	0	1
Epitonium_lamellosum	1	1	1	1	1	1	1	0	1	1	1	1	1	1	1

Epitonium_multistriatum	1	0	0	0	0	1	0	0	0	0	0	0	0	0	0
Epitonium_novangliae	1	1	1	1	1	1	0	0	1	0	1	0	1	0	1
Epitonium_occidentale	1	1	1	1	1	1	0	0	1	1	0	0	1	1	1
Epitonium_permodestum	0	0	1	0	0	0	0	0	0	0	0	0	0	0	0
Epitonium_phymanthi	0	0	0	0	0	0	0	0	0	0	0	0	0	0	1
Epitonium_pourtalesi	1	0	0	0	0	0	0	0	0	0	0	0	0	0	0
Epitonium_rupicola	0	0	0	0	0	0	0	0	0	0	1	0	0	0	0
Epitonium_sericifila	0	0	0	0	0	0	1	0	0	0	1	0	0	0	0
Epitonium_tiburonense	1	1	1	0	0	0	0	0	0	0	0	0	0	0	0
Epitonium_tollini	1	0	0	0	0	1	0	0	0	0	0	0	0	0	0
Epitonium_turritellula	1	1	1	1	0	0	0	0	0	0	0	0	0	1	1
Epitonium_unifasciatum	1	1	1	1	0	1	1	0	1	1	1	0	0	0	1
Epitonium_venosum	1	0	0	1	0	0	0	0	0	1	0	0	1	0	1
Epitonium_worsfoldi	0	1	0	0	0	0	0	0	0	1	0	0	0	1	1
Eratoidea_hematita	0	1	0	0	0	0	0	0	0	0	1	0	1	1	0
Eratoidea_margarita	0	0	0	0	0	0	0	0	0	0	0	0	0	0	1
Ercolania_cricetus	0	0	0	0	0	0	0	0	0	0	0	0	1	0	1
Ercolania_funerea	0	1	0	0	0	0	0	0	0	0	0	0	0	0	0
Ercolania_fuscata	0	1	0	1	0	0	0	0	0	0	0	0	0	0	0
Ercolania_selva	0	0	0	0	0	0	0	0	1	0	0	0	0	0	0
Erosaria_acicularis	1	1	0	1	1	1	1	0	1	1	1	0	1	1	1
Eualetes_tulipa	0	0	0	0	0	0	0	0	0	0	0	0	1	0	0
Eubela_limacina	1	0	0	0	0	0	0	0	0	0	0	0	0	0	1
Eubranchus_conicla	0	0	0	1	0	0	0	0	1	0	0	0	0	0	0
Eubranchus_convenientis	0	0	0	0	0	0	0	0	1	0	0	0	0	0	0
Eubranchus_leopoldoi	0	0	0	0	0	0	0	0	1	0	0	0	0	0	0
Euchelus_guttarosea	1	1	1	1	0	1	1	0	0	0	1	0	1	0	1
Euchelus_hummelincki	1	0	0	0	0	0	0	0	0	0	0	0	0	0	1
Eucyclotoma_stegeri	0	1	0	0	0	0	0	0	0	0	1	0	0	0	1
Eudolium_bairdii	0	0	0	0	0	0	0	0	0	0	1	0	0	0	0
Eudolium_crosseanum	1	0	0	0	0	0	0	0	0	0	1	0	0	0	1
Eugabrielona_sulcifera	1	0	0	0	0	0	0	0	0	0	0	0	0	0	0
Eulima_auricincta	1	1	0	0	1	1	1	0	1	0	1	0	0	1	1
Eulima_bifasciata	1	1	0	0	0	1	0	0	1	1	1	0	1	0	1
Eulima_bilineata	1	0	0	0	0	0	0	0	0	0	0	0	0	0	0
Eulima_fulvocincta	0	1	1	1	0	0	0	0	0	1	0	0	0	0	1
Eulima_fusus	1	0	0	0	0	1	0	0	0	0	0	0	0	0	0
Eulima_hemphilli	1	0	0	0	0	0	0	0	0	0	0	0	0	0	0
Eulima_onychina	0	0	0	0	0	0	0	0	0	0	0	0	0	0	1
Eulima_patula	1	1	0	0	0	0	0	0	0	0	0	0	0	0	0
Eulimastoma_canaliculatum	0	1	0	1	0	1	0	0	0	0	1	0	0	1	0
Eulimastoma_didymum	0	0	0	0	1	0	1	0	0	0	1	0	0	1	0
Eulimastoma_engonium	0	0	0	0	0	0	0	0	0	0	1	0	0	0	0
Eulimastoma_surinamense	0	0	0	0	0	0	0	0	0	0	1	0	0	0	0
Eulimella_simplex	0	0	0	1	0	0	0	0	0	0	0	0	0	0	0
Eulimostraca_subcarinata	0	0	0	0	0	0	0	0	0	0	1	0	0	0	1
Eulithidium_adamsi	1	1	1	1	0	1	1	0	1	1	1	0	1	0	1
Eulithidium_affine	1	1	1	1	1	1	1	0	1	1	1	1	1	0	1
Eulithidium_bellum	1	1	1	1	1	1	1	0	1	1	1	1	1	1	1
Eulithidium_tessellatum	1	1	1	1	0	1	0	0	1	1	1	0	1	0	1
Eulithidium_thalassicola	1	1	1	1	1	1	1	0	0	1	1	0	0	0	1
Eupleura_sulcidentata	1	0	0	0	0	0	0	0	0	0	0	0	0	0	0
Euspira_radiata	0	0	0	0	0	0	0	0	0	0	0	0	0	0	1
Eustrombus_gigas	1	1	0	1	0	1	1	0	1	1	1	1	1	1	1







Gracilancilla_lindae	0	0	0	0	0	0	0	0	0	0	0	0	0	1	0	0
Granulina_antillensis	1	0	0	0	1	0	0	0	0	0	0	0	0	0	0	0
Granulina_cf.	0	0	0	0	1	0	0	0	0	0	0	0	0	1	1	0
Granulina_guanajatabey	1	0	0	0	0	0	0	0	0	0	0	0	0	0	0	0
Granulina_hadria	0	0	0	0	0	1	0	0	0	0	0	0	0	0	0	0
Granulina_lagrifa	1	0	0	0	0	0	0	0	0	0	0	0	0	0	0	0
Granulina_minae	0	0	0	0	0	0	0	0	1	0	0	0	0	0	0	0
Granulina_ovuliformis	1	1	0	0	1	0	1	0	1	1	1	0	0	0	1	1
Graphis_menkhorsti	0	0	0	0	0	0	0	0	0	0	0	0	0	0	1	0
Graphis_underwoodae	0	0	0	0	1	0	0	0	0	0	1	0	0	0	1	1
Hadroocorys_verillii	0	0	0	0	0	0	0	0	0	0	0	0	0	0	0	1
Haliotinaella_patinaria	1	0	0	0	0	0	0	0	0	0	0	0	0	0	0	1
Haliotis_pourtalesii	1	0	0	0	0	0	0	0	0	0	1	0	0	0	1	0
Haminoea_antillarum	1	1	0	1	1	1	0	0	0	1	1	0	0	1	0	1
Haminoea_elegans	1	1	0	1	1	1	0	0	1	0	1	0	0	1	0	1
Haminoea_glabra	0	0	0	0	0	1	0	0	0	1	1	0	0	0	0	0
Haminoea_petitii	1	1	0	0	1	1	0	0	0	0	1	0	0	0	0	1
Haminoea_succinea	0	1	0	0	0	1	0	0	0	0	1	0	0	1	0	1
Haplocochlias_costaricensis	0	0	0	0	0	0	0	0	1	0	0	0	0	0	0	0
Haplocochlias_moolenbeeki	0	0	0	0	0	0	0	0	0	0	1	0	0	0	1	0
Haplocochlias_nuñezi	1	0	0	0	0	0	0	0	0	0	0	0	0	0	0	0
Haplocochlias_onaneyi	1	0	0	0	0	0	0	0	0	0	0	0	0	0	0	0
Haplocochlias_ortizi	1	0	0	0	0	0	0	0	0	0	0	0	0	0	0	0
Haplocochlias_swifti	1	0	0	0	0	0	0	0	1	0	1	0	0	0	0	1
Harasewychia_harasewychi	0	0	0	0	0	0	0	0	0	0	1	0	0	1	0	0
Hastula_cinerea	1	1	0	1	0	1	1	0	1	0	1	0	0	0	0	1
Hastula_hastata	1	1	0	1	1	0	1	0	1	1	1	0	0	1	0	1
Hastula_maryleeae	0	0	0	0	0	1	1	0	0	0	0	0	0	0	0	1
Hastula_salleana	0	1	0	0	0	1	1	0	1	1	1	0	0	1	0	0
Haustellum_bayeri	0	0	0	0	0	0	0	0	0	0	1	0	0	0	0	0
Haustellum_bellum	0	0	0	0	0	0	1	0	0	0	1	1	0	0	0	0
Haustellum_blakeanum	0	0	0	0	0	0	0	0	0	0	1	0	0	0	0	1
Haustellum_cabritii	1	0	0	1	0	0	1	0	0	0	0	0	0	0	0	0
Haustellum_chrysostoma	0	0	0	0	0	0	0	0	0	0	1	0	0	1	1	1
Haustellum_donmoorei	0	0	0	0	0	0	0	0	0	0	1	0	0	1	0	0
Haustellum_hamanni	0	0	0	0	0	0	0	0	0	0	0	0	0	0	1	0
Haustellum_messorium	0	1	0	1	0	0	1	0	0	1	1	0	0	1	0	1
Haustellum_olssoni	0	0	0	0	0	0	0	0	1	1	1	0	0	1	0	0
Haustellum_rubidum	1	1	0	1	0	0	1	0	0	1	0	0	0	0	1	0
Haustellum_sallasi	0	0	0	0	0	1	0	0	0	0	0	0	0	0	0	0
Haustellum_tryoni	0	0	0	1	0	0	1	0	0	0	1	0	0	0	0	1
Hexabanchus_morsomus	0	1	0	0	0	0	0	0	1	1	1	0	0	0	1	1
Heliacus_bisulcatus	1	1	0	1	1	1	1	0	1	1	1	0	0	1	1	1
Heliacus_cylindricus	1	1	1	1	1	0	0	0	1	1	1	0	0	0	0	1
Heliacus_delphinuloides	0	0	0	1	0	0	0	0	0	0	0	0	0	0	0	0
Heliacus_infundibuliformis	1	0	0	0	0	0	0	0	0	0	0	0	0	0	0	0
Heliacus_perrieri	0	1	0	1	0	1	1	0	1	1	0	0	0	0	0	1
Heliacus_sigbeii	1	0	0	0	0	0	0	0	0	0	0	0	0	0	0	0
Hemiaclis_dalli	1	0	0	0	0	0	0	0	0	0	0	0	0	0	0	0
Hemitoma_emarginata	1	1	0	1	1	1	1	0	0	0	1	1	0	0	1	1
Hemitoma_octoradiata	1	1	1	0	1	1	1	0	1	1	1	0	0	1	1	1
Henrya_goldmani	0	0	0	0	0	1	0	0	0	0	0	0	0	0	0	0
Hermaea_bifida	0	0	0	0	0	0	0	0	1	0	0	0	0	0	0	0
Hespererato_maugeriae	1	1	0	0	0	1	0	0	1	1	1	0	0	0	0	1

Hesperisternia_karinae	1	1	0	1	0	0	0	0	1	0	1	0	1	0	1
Hesperisternia_multangulus	1	0	0	0	0	1	0	0	0	0	0	0	0	0	0
Hindsiclava_alesidota	0	0	0	0	0	0	0	0	0	0	1	0	1	0	0
Hindsiclava_chazaliei	0	0	0	0	0	0	0	0	0	1	1	0	1	0	0
Hindsiclava_consors	0	0	0	0	0	0	0	0	0	0	0	0	1	0	0
Hindsiclava_tippetti	0	0	0	0	0	0	0	0	0	0	0	1	0	0	0
Hipponix_antiquatus	1	1	0	1	1	1	1	0	1	1	1	1	1	1	1
Hipponix_benthophila	0	0	0	0	0	0	0	0	0	0	0	0	0	0	1
Hipponix_floridanus	0	0	0	0	0	0	0	0	0	1	0	0	0	0	0
Hipponix_gryanus	0	0	0	0	1	0	0	0	0	0	0	0	0	1	0
Hipponix_subrufus	1	1	0	1	1	1	1	0	1	1	1	0	0	0	1
Hologica_pulchella	1	0	0	0	0	0	0	0	0	0	0	0	0	0	0
Hologica_rauli	1	0	0	0	0	0	0	0	0	0	0	0	0	0	0
Homalopoma_albidum	1	0	0	0	0	0	0	0	0	0	0	0	0	0	0
Homalopoma_linnei	1	0	0	0	0	0	0	0	0	0	0	0	0	0	1
Horologica_cubensis	1	0	0	0	0	0	0	0	0	0	0	0	0	1	0
Horologica_pupa	0	1	0	1	0	0	0	0	1	0	0	0	0	1	0
Hummelinckiella_borinquensis	0	1	1	0	0	0	0	0	0	0	0	0	0	0	0
Hyalina_chicoi	0	0	0	0	0	0	0	0	1	0	0	0	0	0	0
Hyalina_cubensis	1	0	0	0	0	0	0	0	0	0	0	0	0	0	0
Hyalina_dearmasi	1	0	0	0	0	0	0	0	0	0	0	0	0	0	0
Hyalina_pallida	0	1	0	1	1	1	1	0	1	1	1	0	1	1	1
Hyalina_vallei	1	0	0	0	0	0	0	0	0	0	0	0	0	0	0
Hyalocylis_striata	1	0	0	0	0	0	0	0	0	0	0	0	0	0	0
Hyaloria_galea	1	0	0	0	0	0	0	0	0	0	1	0	0	0	1
Hydatina-vesicaria	1	1	0	1	0	1	0	0	0	0	1	0	1	0	1
Hypselodoris_acriba	0	0	0	0	0	1	0	0	1	0	0	0	0	1	1
Hypselodoris_bayeri	1	0	0	0	0	0	0	0	0	1	1	0	0	0	0
Hypselodoris_espinosai	0	0	0	0	0	1	0	0	0	0	0	0	0	0	0
Hypselodoris_lilyeveae	0	0	0	0	0	0	0	0	0	0	0	0	0	0	1
Hypselodoris_marci	0	0	0	1	0	1	1	0	0	0	0	0	0	1	0
Hypselodoris_ruthae	1	0	0	1	0	1	0	0	1	1	0	0	0	0	0
Hypselodoris_sycilla	0	1	0	0	0	0	0	0	0	0	0	0	0	0	0
Inbiocystiscus_gamezi	1	0	0	0	0	0	0	0	0	0	0	0	0	0	0
Iniforis_carmelae	1	0	0	0	0	0	0	0	0	0	0	0	0	0	0
Iniforis_casta	1	0	0	0	0	0	0	0	0	0	0	0	0	0	1
Iniforis_turristhoniae	1	1	0	1	0	1	1	0	1	1	1	0	0	1	1
Inodrillia_aepynota	0	1	0	0	0	0	0	0	0	0	0	0	0	0	0
Inoforis_immaculata	1	0	0	0	0	0	1	0	0	0	0	0	0	1	0
Inoforis_pseudothoniae	1	0	0	0	0	0	0	0	0	0	0	0	0	1	0
Intelcystiscus_gordonmoorei	1	0	0	0	0	0	0	0	0	0	0	0	0	0	0
Intelcystiscus_yemayae	1	0	0	0	0	0	0	0	0	0	0	0	0	0	0
Intelcystiscus_cf_coyi	0	0	0	0	0	0	0	0	0	0	0	0	0	1	0
Intelcystiscus_coyi	1	0	0	0	0	0	0	0	0	0	0	0	0	0	0
Iselica_anomala	1	0	0	0	0	0	0	0	0	1	1	0	0	0	0
Iselica_globosa	0	1	0	1	0	0	0	0	1	1	1	0	1	0	0
Isotriphora_peetersae	1	0	0	0	0	0	1	0	0	0	0	0	0	0	0
Isotriphora_taalba	1	0	0	0	0	0	0	0	0	0	0	0	0	0	0
Ithythythara_auberiana	0	0	0	0	0	0	0	0	0	0	1	0	0	0	1
Ithythythara_chechoi	1	0	0	0	0	0	0	0	0	0	0	0	0	0	0
Ithythythara_cymella	1	0	0	0	0	0	0	0	0	0	1	0	0	0	1
Ithythythara_lanceolata	1	1	0	1	0	1	0	0	1	1	1	0	1	0	1
Ithythythara_parkeri	1	1	0	0	1	1	0	0	0	0	1	0	0	0	0
Ithythythara_psila	0	1	0	0	0	0	0	0	0	1	1	0	0	0	0



Leuconopsis_novimundi	0	0	0	1	0	0	0	0	0	0	0	0	0	0	0
Leucosyrinx_tenoceras	0	0	0	0	0	0	0	0	0	0	1	0	0	0	1
Leucosyrinx_verrillii	0	1	0	0	0	0	0	0	0	0	1	0	0	0	1
Leucozonia_leucozonalis	0	0	1	1	0	1	1	0	0	0	0	1	0	0	1
Leucozonia_nassa	1	1	0	1	1	1	1	0	1	1	1	1	1	1	1
Leucozonia_ocellata	1	1	0	1	0	1	1	0	1	1	1	0	1	1	1
Liamorpha_decorata	0	0	0	0	0	0	0	0	0	0	0	0	0	1	0
Limacina_bulimoides	1	0	0	0	1	1	0	0	0	0	0	0	0	1	1
Limacina_helicina	1	0	0	0	0	0	0	0	0	0	0	0	0	0	0
Limacina_inflata	1	0	0	0	1	1	1	0	1	0	0	0	1	1	1
Limacina_lesueurii	1	0	0	0	0	1	1	0	0	0	0	0	0	0	1
Limacina_retroversa	1	0	0	0	0	0	0	0	0	0	0	0	0	0	0
Limacina_trochiformis	1	0	0	0	0	1	0	0	1	0	0	0	1	0	0
Lioglyphostoma_aguadillanum	0	1	0	0	0	0	0	0	0	0	0	0	0	0	0
Lioglyphostoma_jousseaumei	0	0	0	0	0	0	0	0	0	0	1	0	0	0	0
Lioglyphostoma_oenoa	0	1	0	0	0	0	0	0	0	0	0	0	0	0	0
Liotia_microgrammata	1	0	0	0	0	0	0	0	0	0	0	0	0	0	0
Lirobarleeia_brami	0	0	0	0	0	0	0	0	0	0	0	0	0	0	1
Lirobarleeia_chiriquiensis	0	0	0	0	0	0	0	0	1	1	0	0	0	0	0
Lischkeia_imperialis	1	0	0	0	0	1	0	0	0	0	0	0	0	0	1
Lithopoma_americanum	0	0	0	0	1	1	1	0	0	1	0	0	0	0	1
Lithopoma_caelatum	1	1	0	1	1	1	1	0	1	1	1	1	1	1	1
Lithopoma_tectum	1	1	0	1	1	1	1	0	1	1	1	1	1	0	1
Lithopoma_tuber	1	1	0	1	1	0	1	0	1	0	1	0	1	1	1
Litiopa_melanostoma	1	1	0	0	1	1	1	0	0	1	1	0	0	0	1
Littoraria_angulifera	1	1	0	1	1	1	1	0	1	1	1	1	1	1	1
Littoraria_flava	1	0	0	0	0	0	0	0	0	0	0	0	1	0	0
Littoraria_nebulosa	1	1	0	1	0	1	1	0	1	1	1	0	1	0	1
Littoraria_tessellata	1	1	0	0	0	0	0	0	1	1	0	0	0	0	0
Lobiger_souverbii	0	1	0	1	1	1	0	0	1	0	0	0	0	0	0
Lodderena_ornata	1	1	1	0	1	1	0	0	1	1	0	1	0	1	1
Lodderena_pulchella	1	1	1	0	0	1	1	0	0	1	0	1	0	1	1
Lomanotus_stauberi	1	0	0	0	0	0	0	0	0	0	0	0	0	0	0
Lottia_albicosta	1	0	0	1	0	0	0	0	0	0	1	0	0	0	1
Lottia_jamaicensis	1	1	0	1	1	1	1	0	1	1	0	0	1	1	1
Lottia_leucopleura	1	1	0	1	1	1	1	0	1	1	1	0	1	1	1
Lucapina_aegjis	1	0	0	1	0	0	1	0	1	0	1	0	0	0	1
Lucapina_philippiana	1	0	0	1	0	1	1	0	0	1	0	0	0	0	1
Lucapina_sowerbii	1	1	0	1	1	1	1	0	1	0	1	1	0	0	1
Lucapina_suffusa	1	1	1	1	1	1	1	0	1	1	1	1	1	1	1
Lucapinella_delicata	0	0	0	0	0	0	0	0	0	0	0	0	0	1	1
Lucapinella_gigas	0	0	0	0	0	0	0	0	0	0	0	0	0	0	1
Lucapinella_limatula	1	1	0	1	0	1	1	0	1	1	1	0	0	1	1
Luria_cinerea	1	1	0	1	1	1	1	0	1	1	1	1	1	1	1
Lyria_beauui	0	0	1	0	0	0	0	0	0	0	0	0	0	0	1
Lyria_cordis	0	0	1	0	0	0	0	0	0	0	0	0	0	0	0
Lyria_leonardi	0	1	0	0	0	0	0	0	0	0	0	0	1	0	1
Lyria_russjenseni	0	1	0	0	0	0	0	0	0	0	0	0	0	0	0
Macrocypraea_cervus	1	0	0	0	0	1	0	0	0	0	0	0	0	0	0
Macrocypraea_zebra	1	1	0	1	1	1	1	0	1	1	1	1	1	1	1
Macromphalina_adamsii	1	0	0	0	0	0	0	0	0	0	0	0	0	0	0
Macromphalina_apexplanum	0	0	0	0	0	0	0	0	0	1	1	0	0	0	1
Macromphalina_canarreos	1	0	0	0	0	0	0	0	0	0	0	0	0	0	0
Macromphalina_diazmerlanoi	0	0	0	0	0	0	0	0	0	0	1	0	0	0	0

Macromphalina_floridana	0	0	0	0	0	0	0	0	0	0	0	0	0	1	0	0
Macromphalina_garcesi	1	1	0	0	0	0	0	0	1	1	0	0	0	0	0	0
Macromphalina_harryleei	0	0	0	0	0	0	0	0	0	0	0	0	0	0	0	1
Macromphalina_jibacoa	1	0	0	0	0	0	0	0	0	0	0	0	0	0	0	0
Macromphalina_palmalitoris	1	1	0	0	0	0	0	0	1	1	1	0	0	0	0	0
Macromphalina_paradaxa	1	0	0	0	0	0	0	0	0	0	0	0	0	0	0	0
Macromphalina_robertsoni	1	0	0	0	0	0	0	0	0	0	0	0	0	0	0	0
Macromphalina_thompsoni	0	0	0	0	0	0	0	0	0	1	0	0	0	0	0	0
Maesiella_dominguezi	0	0	0	0	0	0	0	0	0	0	0	0	0	1	1	0
Manaria_fusiformis	1	0	0	0	0	0	0	0	0	0	1	0	0	1	0	1
Mancinella_deltoidea	1	1	1	1	1	1	1	0	1	1	1	1	1	1	1	1
Mangelia_antonia	1	0	0	0	0	0	0	0	0	0	0	0	0	0	0	0
Mangelia_diminuta	1	0	0	0	0	0	0	0	0	0	0	0	0	0	0	0
Mangelia_halitropis	0	0	0	0	0	0	0	0	0	0	0	0	0	0	0	1
Mangelia_rugirima	1	0	0	0	0	0	0	0	0	0	0	0	0	0	0	0
Manzonia_caribaea	1	0	0	0	0	0	0	0	0	0	0	0	0	0	0	0
Manzonia_epima	0	1	0	0	0	0	0	0	0	0	0	0	0	0	0	0
Mareleptopoma_karpatensis	1	0	0	0	0	0	1	0	0	0	0	0	0	0	1	0
Mareleptopoma_rectangularis	1	0	0	0	0	0	0	0	0	0	0	0	0	0	0	0
Margarites_atlantoides	0	0	0	0	0	0	0	0	0	0	0	0	0	0	0	1
Margarites_bairdii	0	0	0	0	0	1	0	0	0	0	0	0	0	0	0	0
Margarites_euspirus	1	0	0	0	0	0	0	0	0	0	0	0	0	0	0	0
Marinula_succinea	1	0	0	0	0	0	0	0	0	0	0	0	0	0	0	0
Marionia_cucullata	0	0	0	0	0	0	0	0	0	0	1	0	0	0	0	0
Marionia_tedi	0	0	0	0	0	0	0	0	0	0	0	0	0	1	0	0
Marshallora_modesta	1	0	0	1	0	0	0	0	1	1	1	0	0	0	1	0
Marshallora_nicaraguensis	0	0	0	0	0	0	0	0	0	0	0	0	0	0	0	0
Marshallora_nichupte	0	0	0	0	0	1	0	0	0	0	0	0	0	0	0	0
Marshallora_nigrocincta	1	1	0	0	0	1	1	0	1	1	1	0	0	0	0	1
Mathilda_barbadensis	0	0	0	0	1	0	0	0	0	0	1	0	0	0	0	0
Mathilda_trochlea	0	0	0	0	0	0	0	0	0	0	0	0	0	0	0	1
Mathilda_vanaartseni	1	1	0	0	0	0	0	0	0	0	0	0	0	0	1	0
Mazatlaniana_cosentini	1	0	0	0	0	0	0	0	1	1	1	0	0	1	0	0
Mazatlaniana_fulgurata	0	0	1	0	0	0	0	0	0	1	0	0	0	0	0	0
Mexichromis_molloi	0	0	0	0	0	0	0	0	0	0	0	0	0	1	0	0
Megalomphalus_lamellosus	1	0	0	0	0	0	0	0	0	0	0	0	0	0	0	1
Megalomphalus_millerae	0	0	0	0	0	0	0	0	0	0	0	0	0	0	0	1
Megalomphalus_oxychone	1	1	0	0	0	0	0	0	1	1	1	0	0	0	1	1
Megalomphalus_pilsbryi	1	0	0	0	1	1	1	0	1	1	0	0	0	0	0	1
Megalomphalus_troudei	1	0	0	0	0	0	0	0	0	0	0	0	0	0	0	0
Meioceras_butoti	0	0	0	0	1	0	0	0	0	0	0	0	0	0	1	0
Meioceras_cornucopiae	1	1	0	0	1	1	1	0	0	0	1	1	1	1	1	1
Meioceras_cubitatum	1	0	0	1	1	0	1	0	0	0	1	0	0	1	0	0
Meioceras_nitidum	1	1	0	1	1	1	1	0	1	1	1	0	0	0	1	1
Melampus_bidentatus	1	0	1	1	0	1	1	0	0	0	0	0	0	0	0	1
Melampus_coffea	1	1	1	1	1	1	1	0	1	1	1	1	1	1	1	1
Melampus_monile	1	1	1	1	1	1	1	0	1	1	1	1	1	1	1	1
Melampus_morrisoni	0	0	0	0	0	1	0	0	0	0	0	0	0	0	0	0
Melanella_alayoi	1	0	0	0	0	0	0	0	0	0	0	0	0	0	0	0
Melanella_arleyi	0	0	0	0	0	0	0	0	1	0	0	0	0	0	0	0
Melanella_brunnea	1	0	0	0	0	0	0	0	0	0	0	0	0	0	0	0
Melanella_compsa	0	0	0	0	0	0	0	0	0	0	0	0	0	1	1	0
Melanella_conoidea	1	1	0	0	0	1	0	0	1	0	1	0	0	1	0	1
Melanella_eulimoides	1	0	0	1	0	0	0	0	0	1	0	0	0	0	0	0





Mitromica_foveata	1	0	0	0	0	1	0	0	0	0	0	0	0	0	0
Mitromica_williamsae	0	1	1	0	0	0	0	0	0	0	0	0	0	0	1
Mitromorpha_dormitor	0	0	0	1	0	0	0	0	0	0	0	0	0	0	1
Modulus_carchedonius	1	1	0	1	0	1	1	0	1	1	1	1	1	0	1
Modulus_modulus	1	1	0	1	1	1	1	0	1	1	1	1	1	0	1
Monogamus_minibulla	0	0	0	0	0	0	0	0	0	1	0	0	0	0	0
Monophorus_ateralbus	1	0	0	0	0	0	0	0	0	0	0	0	0	0	0
Monophorus_olivaceus	1	0	0	0	0	0	1	0	1	0	0	0	0	1	0
Monostiolum_auratum	0	1	0	0	0	0	0	0	0	0	0	0	0	0	1
Monostiolum_tessellatum	1	1	1	1	0	0	0	0	0	1	1	0	0	0	1
Morum_dennisoni	0	0	0	1	0	0	0	0	0	0	1	0	0	0	0
Morum_lamarckii	0	0	0	0	0	0	1	0	0	0	0	0	0	0	0
Morum_lindae	0	0	0	0	0	0	0	0	0	0	1	0	1	0	0
Morum_oniscus	1	1	0	1	1	1	1	0	1	1	1	1	1	0	1
Mourgona_germaineae	0	1	0	0	0	0	0	0	1	0	0	0	0	0	0
Mumiola_gradatula	0	0	1	1	0	0	0	0	1	1	0	0	0	0	1
Muracypraea_donmoorei	0	0	0	0	0	0	0	0	0	0	1	0	1	0	0
Muracypraea_mus	0	0	0	0	0	0	0	0	0	0	1	0	1	0	0
Murchisonella_spectrum	1	0	1	1	0	0	1	0	0	0	0	0	1	1	1
Murexiella_edwardpauli	0	0	0	0	0	0	0	0	0	1	0	0	0	0	0
Murexiella_levicula	1	0	0	0	0	0	0	0	0	0	0	0	0	0	0
Murexiella_macgintyi	0	1	0	1	0	0	0	0	0	1	0	0	0	0	0
Murexsul_chesleri	0	0	0	0	0	0	1	0	0	0	0	0	0	0	0
Murexsul_harasewychi	0	0	0	0	0	0	0	0	0	0	1	0	0	0	0
Murexsul_huberti	0	0	0	0	0	0	0	0	0	1	0	0	0	1	1
Murexsul_oxytatus	1	1	1	1	1	1	1	0	1	1	1	1	1	0	1
Muricopsis_muricoides	1	0	0	0	0	0	0	0	0	0	0	0	0	0	0
Muricopsis_perexigua	0	0	0	0	0	0	1	0	0	0	0	0	0	0	0
Muricopsis_warreni	0	0	0	1	0	0	0	0	0	0	0	0	0	0	1
Mysouffa_cumingii	1	0	0	0	0	0	0	0	0	0	0	0	0	0	0
Mysouffa_turrita	0	0	0	1	0	0	0	0	0	0	0	0	0	0	0
Nannodiella_candidula	0	0	0	0	0	0	0	0	0	0	0	0	0	0	1
Nannodiella_elatior	0	0	0	0	0	0	0	0	0	0	0	0	0	0	1
Nannodiella_oxia	0	0	0	0	0	1	0	0	0	0	0	0	0	0	0
Nannodiella_vespuciana	1	1	0	0	0	1	0	0	1	1	1	0	0	0	0
Nanobalcis_worsfoldi	0	0	0	0	1	0	1	0	0	0	0	0	0	1	0
Nanuca_sebastiana	1	0	0	0	1	0	0	0	1	0	0	0	0	0	0
Nassarina_metabrunnea	0	1	0	0	0	0	0	0	0	0	0	0	0	0	0
Nassarius_acutus	0	0	1	0	0	0	0	0	0	0	0	0	0	0	0
Nassarius_albus	1	1	0	1	1	1	1	0	1	1	1	1	0	1	1
Nassarius_antillarum	1	0	0	0	0	1	0	0	1	1	1	0	1	0	1
Nassarius_candidissimus	1	0	0	1	0	0	1	0	0	0	0	0	0	1	0
Nassarius_compertus	1	0	0	0	0	0	0	0	0	0	0	0	0	0	0
Nassarius_consensus	0	0	0	0	0	1	0	0	1	1	1	1	0	0	1
Nassarius_hotessierianus	1	1	0	1	0	0	0	0	0	0	1	0	0	0	0
Nassarius_kaicherae	0	1	0	0	0	0	0	0	0	0	0	0	0	0	0
Nassarius_karinae	0	1	0	0	0	0	0	0	1	0	0	0	0	0	1
Nassarius_paucicostatus	0	0	0	0	1	0	1	0	0	0	1	0	0	0	0
Nassarius_polygonatus	0	0	0	0	0	0	0	0	1	1	0	0	0	0	1
Nassarius_scissuratus	0	0	0	0	0	0	0	0	0	0	1	0	1	0	1
Nassarius_vibex	1	1	0	1	0	1	0	0	1	1	1	0	1	0	1
Natica_guesti	0	1	0	1	0	0	0	0	0	1	1	1	0	0	1
Natica_livida	1	1	0	1	1	1	0	0	0	1	1	0	1	1	1
Natica_marochiensis	1	1	0	1	1	0	1	0	1	0	1	0	1	0	1



Oliva_scripta	1	1	1	0	0	1	1	0	1	1	1	0	1	0	0
Olivella_acteocina	1	1	0	0	0	0	0	0	0	1	1	0	0	1	1
Olivella_adelae	1	0	0	0	0	0	0	0	0	0	0	0	0	0	0
Olivella_ankeli	0	0	0	0	0	0	0	0	0	0	1	0	0	1	0
Olivella_bullula	0	0	0	0	0	1	0	0	0	1	0	0	0	0	0
Olivella_dealbata	0	1	0	0	1	1	1	0	1	0	0	0	1	1	1
Olivella_exilis	0	0	0	0	1	0	0	0	0	0	0	0	0	0	0
Olivella_floralia	1	1	0	0	0	1	1	0	0	0	1	0	0	0	1
Olivella_fundarugata	0	0	0	0	0	0	0	0	0	0	0	0	1	0	0
Olivella_fuscocincta	0	0	0	0	0	0	0	0	0	0	0	0	0	0	1
Olivella_guildingii	0	0	0	0	0	0	0	0	0	0	1	0	1	0	1
Olivella_lactea	0	0	0	0	0	0	0	0	0	0	1	0	0	0	1
Olivella_marmosa	0	0	0	0	0	0	0	0	0	1	0	0	0	0	0
Olivella_mayabe	1	0	0	0	0	0	0	0	0	0	0	0	0	0	0
Olivella_miliola	1	0	0	1	0	0	0	0	0	0	0	0	0	0	0
Olivella_minuta	1	1	0	1	0	1	1	0	1	0	1	0	1	0	1
Olivella_miradina	0	0	0	0	0	0	0	0	0	0	1	0	1	0	1
Olivella_mutica	1	0	0	0	0	0	0	0	0	0	1	0	1	0	0
Olivella_myrmecoon	0	0	0	0	0	0	0	0	1	1	1	0	1	0	0
Olivella_nivea	1	1	0	1	1	1	1	0	1	1	1	1	1	0	1
Olivella_olssoni	0	0	0	0	0	0	0	0	0	0	1	0	0	0	0
Olivella_perplexa	1	1	0	0	0	0	0	0	0	0	0	0	1	0	1
Olivella_petioliata	0	1	0	1	0	1	0	0	0	1	1	1	0	0	0
Olivella_rosolina	0	0	0	0	0	1	0	0	0	0	0	0	1	0	0
Olivella_rotunda	0	1	0	1	0	0	0	0	0	0	0	0	0	0	1
Olivella_watermani	1	0	0	0	0	0	0	0	0	0	0	0	0	0	0
Omalogyra_fuscopardalis	1	0	0	0	0	0	0	0	0	0	0	0	0	0	0
Omalogyra_zebrina	1	0	0	0	0	0	0	0	0	0	0	0	0	0	0
Onchidella_armadilla	0	0	0	0	0	0	0	0	0	0	0	0	0	0	1
Onchidella_floridana	1	0	0	0	0	0	0	0	0	0	1	0	0	0	0
Onustus_caribaeum	1	1	0	1	0	0	0	0	0	0	1	0	0	0	1
Onustus_longleyi	1	0	0	0	1	0	0	0	0	0	1	0	1	0	0
Oocorys_caribbaea	1	0	0	0	0	0	0	0	0	0	0	0	0	0	0
Oocorys_clerica	0	0	0	0	0	0	0	0	0	1	1	0	0	0	0
Oocorys_sulcata	0	0	0	0	0	0	0	0	0	0	1	0	0	0	1
Oocoys_barbouri	1	0	0	0	0	0	0	0	0	0	0	0	0	0	0
Opalia_abbotti	1	0	0	0	0	0	0	0	0	0	0	0	0	0	0
Opalia_burri	0	0	0	0	0	0	0	0	0	0	1	0	0	0	1
Opalia_crenata	1	1	1	1	0	0	1	0	1	1	0	0	0	0	1
Opalia_eolis	0	0	0	0	0	0	0	0	0	0	0	0	0	0	1
Opalia_hotessieriana	1	1	0	1	1	0	1	0	0	1	0	0	0	0	1
Opalia_morchiana	1	0	1	0	0	1	0	0	0	1	0	0	0	0	1
Opalia_pumilio	1	1	0	1	1	0	0	0	1	1	1	0	0	1	1
Opaliopsis_atlantis	1	0	0	0	0	0	0	0	0	0	0	0	0	0	0
Opaliopsis_opalina	0	0	0	0	0	0	0	0	0	0	0	0	0	0	1
Orania_grayi	0	0	0	0	0	1	0	0	0	0	0	0	0	0	1
Orbitestella_bermudezi	0	1	0	0	1	0	0	0	0	0	0	0	0	1	1
Orbitestella_cubana	1	0	0	0	0	0	0	0	0	0	0	0	0	0	0
Osvaldoginella_gomezi	1	0	0	0	0	0	0	0	0	0	0	0	0	0	0
Ovatella_myosotis	1	0	0	0	0	0	0	0	0	0	0	0	0	0	0
Ovulacteon_meekii	1	0	0	0	0	0	0	0	0	0	0	0	0	0	0
Pachybatron_cassidiforme	0	0	0	0	0	0	0	0	0	0	0	0	0	0	1
Pachybatron_cypraeoides	0	0	0	0	0	0	0	0	0	0	0	0	0	1	0
Pachybatron_kienerianum	0	0	0	0	0	0	0	0	0	0	0	0	1	1	1

Pachyathron_olssoni	0	0	0	0	0	0	0	0	0	1	0	0	0	0
Pachyathron_tayrona	0	0	0	0	0	0	0	0	0	1	1	0	0	0
Pachystremiscus_ornatus	0	0	0	0	0	0	0	0	1	1	0	0	0	0
Palisa_kristenseni	0	0	0	1	0	0	0	0	0	0	0	0	0	0
Panamurex_carnicolor	0	0	0	0	0	0	0	0	0	0	0	0	0	1
Panamurex_eugeniae	0	0	0	0	0	0	0	0	0	0	1	0	1	0
Panamurex_velero	0	0	0	0	0	0	0	0	0	0	1	0	1	0
Paraborsonia_lindae	0	0	0	0	0	0	0	0	0	0	0	0	1	0
Paradoris_mulciber	0	0	0	0	0	0	0	0	1	0	1	0	0	0
Parvanachis_obesa	1	1	0	1	0	1	0	0	1	1	1	0	1	0
Parvanachis_rhodae	0	0	1	0	0	0	0	0	0	0	0	0	0	0
Parviphos_adelus	1	0	1	0	0	0	0	0	0	1	0	0	0	0
Parviturbo_calidimaris	0	0	0	0	0	0	0	0	1	0	0	0	0	1
Parviturbo_comptus	0	1	0	0	0	0	0	0	0	0	0	0	0	1
Parviturbo_granulum	0	0	1	0	0	0	0	0	0	0	0	0	0	0
Parviturbo_rehderi	1	0	0	0	0	0	1	0	0	1	1	0	0	0
Parviturbo_tuberculosum	1	0	0	1	0	0	0	0	0	0	0	0	0	0
Parviturbo_turbinum	1	0	0	0	0	0	0	0	0	0	0	0	0	0
Parviturbo_weberi	1	0	0	0	0	0	0	0	1	0	0	0	0	1
Parviturboides_interruptus	1	1	1	1	0	1	1	0	1	1	1	0	0	0
Patelloida_perfestiva	0	1	1	0	0	0	0	0	0	1	0	0	0	0
Patelloida_pustulata	1	1	0	1	1	1	1	0	1	1	1	0	1	1
Pauleo_jubatus	0	0	0	1	0	0	1	0	0	0	0	1	0	0
Paviturboides_comptus	1	1	0	0	0	0	0	0	0	0	0	0	0	1
Paziella_hystricina	0	1	0	0	0	0	0	0	0	0	0	0	0	0
Paziella_oregonia	0	0	0	0	0	0	0	0	0	0	1	0	1	0
Paziella_pazi	1	0	0	0	0	0	1	0	0	0	0	0	0	0
Paziella_petuchi	0	0	0	0	0	0	0	0	0	0	0	0	1	0
Pazinotus_goesi	0	0	0	0	0	0	0	0	0	0	0	0	0	0
Pazinotus_stimpsonii	0	0	0	0	0	0	0	0	0	0	0	0	0	0
Pectinodonta_arcuata	1	0	0	0	0	0	0	0	0	0	1	0	0	0
Pedicularia_decussata	1	0	0	0	0	0	0	0	0	0	0	0	0	0
Pedipes_mirabilis	1	1	1	1	0	1	0	0	1	1	1	0	1	0
Pedipes_ovalis	0	1	1	1	0	1	1	0	0	1	0	0	1	1
Peltodoris_crucis	0	0	0	0	0	0	0	0	0	0	0	0	0	0
Peltodoris_hummelincki	0	0	0	0	0	0	0	0	0	1	0	0	0	0
Pelycidion_megalomastomus	0	1	0	0	0	0	0	0	0	1	0	0	0	0
Pendroma_perplexa	0	0	0	0	0	0	0	0	0	0	0	0	0	0
Peracle_reticulata	1	0	0	0	0	0	0	0	0	0	0	0	0	0
Peracle_tricantha	1	0	0	0	0	0	0	0	0	0	0	0	0	0
Peristichia_agria	0	1	0	0	0	0	0	0	0	0	1	0	0	0
Perotrochus_lucaya	0	0	0	0	0	0	0	0	0	0	0	0	1	0
Perotrochus_quoyanus_quoyanus	1	1	0	0	0	1	1	0	0	0	1	0	1	0
Persicula_calculus	0	0	0	0	0	0	0	0	0	0	0	0	0	0
Persicula_catenata	0	0	0	0	0	1	0	0	0	1	0	0	0	1
Persicula_cf_muralis	0	0	0	0	0	0	0	0	0	0	0	0	1	1
Persicula_chrysomelina	0	0	0	0	0	0	0	0	0	0	0	0	0	0
Persicula_cordorae	0	0	0	0	0	0	0	0	0	0	0	0	0	1
Persicula_fluctuata	1	0	0	1	1	1	1	0	1	1	1	0	0	0
Persicula_fruventum	0	0	0	0	0	0	0	0	0	0	0	0	1	0
Persicula_hennequini	0	0	0	0	0	0	0	0	0	0	0	0	0	1
Persicula_interruptolineata	0	0	0	0	0	0	0	0	0	0	1	0	1	0
Persicula_maculosa	0	0	0	0	0	0	0	0	0	0	0	0	0	0
Persicula_multilineata	0	0	0	0	0	0	1	0	0	0	0	0	0	0



Pleuromella_tornata	1	0	0	0	0	0	0	0	0	0	0	0	0	0	0
Plicopurpura_patula	1	1	1	1	1	1	1	0	1	1	1	0	1	1	1
Plocamopherus_pilatecta	0	0	0	0	1	0	0	0	0	0	0	0	0	0	1
Poirieria_actinophora	0	0	0	0	0	0	0	0	0	1	1	0	1	0	1
Poirieria_atlantis	1	0	0	0	0	0	0	0	0	0	0	0	0	0	0
Poirieria_hystricina	1	0	0	0	0	0	0	0	0	0	0	0	0	0	0
Poirieria_stimpsoni	1	0	0	0	0	0	0	0	0	0	0	0	0	0	0
Polinices_fringilla	1	0	0	0	0	0	0	0	0	0	0	0	0	0	0
Polinices_hepaticus	1	1	0	1	1	1	1	0	1	1	1	1	1	1	1
Polinices_lacteus	1	1	0	1	1	1	1	0	1	1	1	1	1	1	1
Polinices_leptaleus	0	0	0	0	0	0	0	0	0	0	0	0	0	0	1
Polinices_nubilus	0	1	0	0	0	0	0	0	0	0	0	0	0	0	0
Polinices_porcellanus	0	1	0	0	0	0	0	0	0	0	0	0	0	0	1
Polinices_uberinus	1	0	0	0	0	0	0	0	0	0	0	0	0	0	0
Polycera_hedgpethi	0	0	0	0	0	0	0	0	1	0	0	0	0	0	0
Polycera_herthae	1	0	0	0	0	0	0	0	0	0	0	0	0	0	1
Polycera_manzanilloensis	1	0	0	0	0	0	0	0	1	0	0	0	0	0	0
Polycera_odhneri	1	0	0	0	0	0	0	0	0	0	0	0	0	0	0
Polycera_rycia	1	0	0	0	0	0	0	0	0	0	0	0	0	0	0
Polycerella_emertoni	0	0	0	0	0	0	0	0	0	0	0	0	1	0	0
Polygireulima_amblytera	0	0	0	0	0	0	1	0	0	0	1	0	0	0	0
Polystira_albida	1	1	0	1	0	0	0	0	0	1	1	0	1	1	1
Polystira_barretti	0	0	0	0	0	0	0	0	0	0	1	0	0	1	0
Polystira_florencae	1	1	0	0	0	0	0	0	0	0	0	0	0	0	0
Polystira_gruneri	0	1	0	0	0	0	0	0	0	0	0	0	0	0	0
Polystira_jelskii	0	1	0	0	0	0	0	0	0	0	0	0	0	0	0
Polystira_lindae	0	0	0	0	0	0	0	0	0	0	0	0	0	1	0
Polystira_tellea	1	0	0	0	0	0	0	0	0	0	1	0	0	0	0
Polystira_vibex	1	0	0	0	0	0	0	0	0	0	0	0	0	0	1
Propilidium_reticulatum	0	0	0	0	0	0	0	0	0	0	0	0	0	0	1
Propustularia_surinamensis	0	1	0	0	0	1	1	0	0	0	1	1	1	0	1
Protatlanta_souleyeti	0	1	0	0	0	0	0	0	1	1	0	0	0	1	0
Prunum_albertoangelai	0	0	0	0	0	0	0	0	0	0	1	0	0	0	0
Prunum_albertoi	1	0	0	0	0	0	0	0	0	0	0	0	0	0	0
Prunum_amabile	0	0	0	0	0	1	1	0	0	0	0	1	0	0	0
Prunum_annulatum	0	0	0	0	0	0	0	0	0	1	0	0	0	0	0
Prunum_antillarum	1	0	0	0	0	0	0	0	0	0	0	0	0	0	0
Prunum_apicinum	1	1	0	1	1	1	1	0	1	0	1	1	0	0	1
Prunum_batabanoensis	1	0	0	0	0	0	0	0	0	0	0	0	0	0	0
Prunum_bellulum	0	0	0	0	0	0	0	0	0	0	0	0	0	0	1
Prunum_bellum	1	0	0	0	0	0	0	0	0	0	0	0	0	0	0
Prunum_cahuitaense	0	0	0	0	0	0	0	0	1	0	0	0	0	0	0
Prunum_carneum	1	0	0	0	0	1	1	0	0	1	0	0	1	1	0
Prunum_cassis	1	0	0	0	0	0	0	0	0	0	0	0	0	0	0
Prunum_chumoi	0	0	0	0	0	0	0	0	1	0	0	0	0	0	0
Prunum_circumvittatum	0	0	0	0	0	0	0	0	0	0	0	0	1	1	0
Prunum_cubanum	1	0	0	0	0	0	0	0	0	0	0	0	0	0	0
Prunum_enriquevidali	1	0	0	0	0	0	0	0	0	0	0	0	0	0	0
Prunum_evelynae	1	0	0	0	0	0	0	0	0	0	0	0	0	0	0
Prunum_guttatum	1	0	0	1	1	1	1	0	0	1	1	1	0	0	0
Prunum_holandae	0	0	0	0	0	0	0	0	1	1	0	0	0	0	0
Prunum_hondurasense	0	0	0	0	0	0	1	0	0	0	0	0	0	0	0
Prunum_labiatum	0	0	0	0	0	1	0	0	0	0	0	0	0	0	0
Prunum_labrosum	0	0	0	0	0	0	0	0	0	0	1	1	1	1	0



Puncturella_sportella	1	1	0	0	0	0	0	0	0	0	0	0	0	0	0
Puncturella_vetula	0	0	0	0	0	0	0	0	0	1	1	0	0	0	0
Puperita_pupa	1	0	1	1	1	1	0	0	1	0	1	1	0	0	1
Pusiolina_veldhoveni	0	0	0	0	0	0	0	0	0	0	1	0	0	1	0
Pusula_bermontiana	0	0	0	0	0	0	1	0	0	0	0	0	0	0	0
Pusula_labiosa	0	0	0	0	0	0	0	0	0	0	1	0	0	0	0
Pusula_maltbiana	0	0	0	0	0	1	0	0	0	0	0	0	0	0	0
Pusula_pediculus	1	1	0	1	1	1	1	0	1	1	1	1	1	1	1
Pygmaepteris_rauli	1	0	0	0	0	0	0	0	0	0	0	0	0	0	0
Pygmaepteris_germainae	0	1	0	1	0	0	0	0	0	1	0	0	0	0	1
Pygmaepteris_juanitae	0	0	0	0	0	0	0	0	0	0	1	0	1	0	0
Pygmaepteris_lourdesae	0	0	0	0	0	0	0	0	0	0	0	0	1	1	0
Pyramidella_candida	1	1	0	0	0	1	0	0	0	1	0	0	0	0	1
Pyramidella_crenulata	1	0	0	0	0	0	0	0	0	0	0	0	0	0	0
Pyramidella_dolabrata	1	1	0	1	1	1	1	0	0	0	1	1	1	0	1
Pyramidella_subdolabrata	0	1	0	0	0	0	0	0	0	0	0	0	0	0	1
Pyramidella_suturalis	0	0	0	0	0	1	0	0	1	0	1	0	1	0	1
Pyramidelloides_carinatus	0	1	1	0	0	0	0	0	0	0	0	0	0	0	1
Pyramidelloides_multicostatus	1	0	0	0	0	0	0	0	0	0	0	0	0	0	0
Pyramidelloides_triliratus	0	0	0	0	0	0	0	0	0	0	0	0	0	0	1
Pyrgocythara_albovittata	1	0	0	1	0	1	0	0	0	1	0	0	0	0	1
Pyrgocythara_brevis	0	0	0	1	0	0	0	0	0	0	0	0	0	0	1
Pyrgocythara_cinctella	0	0	0	1	0	1	1	0	1	1	1	0	0	0	1
Pyrgocythara_crassicostata	0	0	0	1	0	0	0	0	0	0	0	0	0	0	0
Pyrgocythara_densestriata	1	0	0	0	0	0	0	0	0	0	0	0	0	0	0
Pyrgocythara_emeryi	0	0	0	0	0	0	0	0	0	0	0	0	0	0	1
Pyrgocythara_filosa	0	0	0	0	0	0	0	0	0	1	1	0	0	0	0
Pyrgocythara_plicosa	0	0	0	0	0	1	0	0	0	1	0	0	0	0	0
Pyrgocythara_vicina	0	0	0	1	0	0	0	0	0	0	0	0	0	0	0
Pyrgophorus_coronatus	0	0	0	1	0	0	0	0	0	0	0	0	0	0	1
Pyrgophorus_parvulus	0	0	1	1	0	0	0	0	0	0	1	0	1	0	1
Pyrgospira_candace	0	0	0	0	0	0	0	0	0	0	0	0	0	0	1
Pyrgospira_ostrearum	1	0	0	0	1	1	0	0	0	0	1	0	0	0	1
Pyrgospira_tampaensis	0	0	0	0	0	1	0	0	0	1	0	0	0	0	0
Pyrunculus_caelatus	0	1	0	0	0	0	0	0	1	0	0	0	1	1	0
Ranella_olearius	0	0	0	0	0	0	0	0	0	0	1	0	0	0	0
Recluzia_rollandiana	0	0	0	0	0	1	0	0	0	0	0	0	0	0	0
Retilaskeya_bicolor	1	1	0	1	0	1	1	0	1	1	0	0	1	0	1
Retilaskeya_emersoni	1	0	0	0	0	0	0	0	0	0	1	0	1	0	0
Retusa_domita	0	0	0	0	0	0	0	0	0	0	0	0	0	0	1
Retusa_frielei	1	0	0	0	0	0	0	0	0	0	0	0	0	0	0
Retusa_omphalis	0	0	0	0	0	0	0	0	0	0	0	0	0	0	1
Retusa_sulcata	1	0	0	0	0	0	0	0	1	1	1	0	1	0	1
Reynellona_semisculpta	1	0	0	0	0	0	0	0	0	0	0	0	0	0	0
Rhombinella_laevigata	1	1	0	1	0	1	1	0	1	1	1	0	1	1	1
Rictaxis_punctostriatus	1	1	1	1	0	1	1	0	1	1	1	0	1	0	1
Rimosodaphnella_morra	1	1	0	0	0	0	0	0	0	0	1	0	0	0	0
Rimula_aequisculpta	1	0	0	0	0	0	0	0	0	0	0	0	0	0	1
Rimula_frenulata	1	0	0	0	0	0	0	0	1	0	0	0	0	1	1
Rimula_pycnonema	1	0	0	0	0	0	0	0	0	0	1	0	0	0	1
Ringicula_semistriata	1	1	0	1	0	0	0	0	0	0	1	0	0	0	0
Risbecia_nyalya	1	0	0	0	0	0	0	0	0	0	0	0	0	0	0
Risomurex_caribbaeus	0	1	0	1	0	0	1	0	1	1	1	1	0	1	1
Risomurex_deformis	0	1	1	0	0	1	1	0	1	1	1	0	0	0	0







Solariella_caralhoi	1	0	0	0	0	0	0	0	0	0	0	0	0	0	0
Solariella_cristata	0	0	0	0	0	1	0	0	0	0	0	0	0	0	1
Solariella_lacunella	1	0	0	0	0	0	0	0	0	0	0	0	0	0	1
Solariella_lubrica	1	0	0	0	0	0	0	0	0	0	1	0	0	0	0
Solariella_multirestis	0	0	0	0	0	0	0	0	0	0	0	0	0	0	1
Solariella_periscopia	0	0	0	0	0	1	0	0	0	0	0	0	0	0	0
Solariella_pourtalesi	1	0	0	0	0	0	0	0	0	0	0	0	0	0	0
Solariella_quadricincta	0	0	0	0	0	0	0	0	0	0	0	0	1	0	0
Solariella_scabriscula	1	0	0	0	0	0	0	0	0	0	0	0	0	0	0
Solariorbis_bartschi	1	0	0	0	0	0	1	0	1	1	1	0	0	0	0
Solariorbis_blakei	0	0	0	0	0	0	0	0	1	1	0	0	0	0	0
Solariorbis_contractus	0	0	0	0	0	0	1	0	0	0	0	0	0	0	0
Solariorbis_corylus	0	0	0	0	0	0	0	0	1	1	1	0	0	0	0
Solariorbis_decipiens	0	0	0	0	0	0	0	0	0	1	0	0	0	0	0
Solariorbis_funiculus	0	0	0	0	0	0	0	0	0	0	1	0	0	0	0
Solariorbis_guianensis	0	0	0	0	0	0	0	0	0	0	1	0	0	0	0
Solariorbis_hondurasensis	0	0	0	0	0	0	1	0	0	1	0	0	0	0	0
Solariorbis_infracarinatus	0	0	0	0	0	0	0	0	1	1	1	0	0	0	0
Solariorbis_multistriatus	0	1	0	0	0	0	0	0	1	1	1	0	0	0	0
Solariorbis_petitii	0	0	0	0	0	0	0	0	0	0	0	0	0	0	1
Solariorbis_schumoi	0	0	0	0	0	0	0	0	1	1	1	0	0	0	0
Solariorbis_semipunctus	0	0	1	0	0	0	0	0	0	0	0	0	0	0	0
Solariorbis_terminalis	0	0	0	0	0	0	0	0	0	1	0	0	0	0	0
Spirolaxis_centrifuga	1	1	0	0	0	0	0	0	0	1	0	0	0	0	0
Spirolaxis_clenchi	1	0	0	0	0	0	0	0	0	0	0	0	0	0	0
Spirotropis_lithocolleta	0	0	0	0	0	0	0	0	0	0	0	0	0	0	1
Splendrillia_biconica	0	0	0	0	0	0	0	0	0	0	0	0	1	0	0
Splendrillia_carolinae	0	1	0	0	0	0	0	0	0	0	0	0	0	0	0
Splendrillia_coccinata	0	1	0	0	0	0	0	0	0	0	1	0	0	0	1
Splendrillia_fucata	1	0	0	0	0	0	0	0	0	0	0	0	0	0	0
Splendrillia_halidorema	1	0	0	0	0	0	0	0	0	0	0	0	0	0	0
Splendrillia_lissotropis	1	1	0	0	0	0	0	0	0	1	1	0	0	0	0
Splendrillia_moseri	0	0	0	0	0	1	0	0	0	0	0	0	0	0	0
Splendrillia_tantula	0	1	0	0	0	0	0	0	0	0	0	0	0	0	0
Splendrillia_woodringi	0	0	0	0	0	0	0	0	0	0	1	0	0	0	0
Spurilla_napolitana	1	0	0	0	0	0	0	0	0	0	0	0	0	0	0
Spurilla_neapolitana	0	1	0	1	0	0	0	0	1	0	1	0	0	0	0
Steironepion_dubia	1	0	0	0	0	0	0	0	0	0	0	0	0	1	0
Steironepion_maculatum	1	1	0	1	0	0	1	0	0	1	0	0	0	0	1
Steironepion_minor	1	1	0	1	1	0	0	0	1	0	0	0	0	0	0
Steironepion_moniliferum	1	1	1	1	1	1	1	0	1	1	1	0	1	1	1
Steironepion_pygmaeum	1	0	0	1	1	0	0	0	0	0	0	0	0	1	0
Stellatoma_stellata	0	0	0	0	0	1	0	0	0	0	0	0	0	0	0
Stenodrillia_gundlachi	0	1	0	0	0	0	0	0	0	0	1	0	0	0	0
Stephopoma_myrakeenae	0	0	0	0	0	0	0	0	1	1	0	0	0	0	1
Sthenorytis_ernobilis	1	0	0	1	0	0	0	0	0	0	1	0	0	0	1
Stigmaulax_cancellatus	1	1	1	1	0	0	0	0	0	0	0	0	0	0	1
Stigmaulax_cayennensis	1	1	0	1	0	1	0	0	0	0	1	0	1	0	1
Stigmaulax_sulcatus	1	0	0	0	0	0	0	0	0	0	1	0	0	0	1
Stosicia_aberrans	1	1	0	1	0	1	1	0	1	1	1	0	0	0	1
Stosicia_fernandezgarcesi	1	0	0	0	0	0	0	0	0	0	0	0	0	0	0
Stosicia_houbrocki	0	0	0	0	0	0	1	0	0	0	0	0	0	0	0
Stramonita_haemastoma	1	1	1	1	1	1	1	0	1	1	1	0	1	1	1
Stramonita_rustica	1	1	1	1	1	1	1	0	1	1	1	0	1	0	1



Tenagodus_modestus	1	1	0	0	0	0	0	0	0	1	1	0	1	0	1
Tenagodus_squamatus	1	1	1	1	0	0	1	0	1	0	1	1	1	0	1
Tenaturris_actinocycla	0	1	0	0	0	0	0	0	0	0	0	0	0	0	0
Tenaturris_bartletti	1	0	0	0	1	0	1	0	0	0	0	0	0	0	0
Tenaturris_decora	0	0	0	0	0	0	0	0	0	0	0	0	0	0	1
Tenaturris_dubia	0	0	0	1	0	0	0	0	0	0	0	0	0	0	1
Tenaturris_dysoni	0	0	0	0	0	0	0	0	0	0	1	0	0	0	1
Tenaturris_inepta	0	0	0	0	1	1	1	0	1	0	1	0	0	0	1
Tenaturris_multilineata	0	0	0	1	0	0	0	0	0	0	0	0	0	0	0
Tenaturris_trilineata	1	1	0	1	0	1	0	0	0	0	1	0	0	0	1
Teralatirus_cayohuesonicus	1	1	0	1	1	0	1	0	1	1	1	0	0	0	1
Teralatirus_ernesti	1	0	0	0	0	1	0	0	0	0	0	0	0	1	0
Teralatirus_funebris	0	0	0	0	0	0	0	0	0	0	0	0	0	1	0
Teramachia_meekiana	0	0	0	0	0	0	0	0	0	0	0	0	0	0	0
Teramachia_mirabilis	1	0	0	0	0	0	0	0	0	0	0	0	0	0	0
Terebra_acrior	0	1	0	0	0	0	0	0	0	0	0	0	0	0	0
Terebra_alba	0	0	0	0	0	0	0	0	0	0	0	0	0	1	0
Terebra_angelli	0	0	0	0	0	0	0	0	0	0	0	0	1	0	0
Terebra_benthalis	1	0	0	0	0	0	0	0	0	0	0	0	0	0	1
Terebra_concava	0	0	0	0	0	1	0	0	0	0	0	0	1	0	0
Terebra_dislocata	1	1	0	1	0	1	1	0	1	0	1	0	1	0	0
Terebra_evelynae	1	0	0	0	0	0	0	0	0	0	0	0	0	0	0
Terebra_floridana	0	0	0	0	0	1	0	0	0	0	0	0	0	0	0
Terebra_glossema	1	0	0	0	0	0	0	0	0	0	0	0	0	0	0
Terebra_juanica	0	1	0	0	0	0	0	0	0	0	0	0	0	0	0
Terebra_limatula	1	0	0	0	0	0	0	0	0	0	0	0	0	0	0
Terebra_nassula	0	1	0	0	0	0	0	0	0	0	1	0	0	0	0
Terebra_petiveriana	0	0	0	0	0	0	0	0	0	0	1	0	0	0	0
Terebra_protexta	1	1	0	1	1	1	1	0	1	1	1	0	1	0	0
Terebra_quadrispiralis	0	0	0	0	0	0	0	0	0	0	0	0	1	0	0
Terebra_taurina	1	1	1	1	0	0	0	0	0	1	1	0	1	0	0
Terebra_weisbordi	0	0	0	0	0	0	0	0	0	0	1	0	1	0	0
Thaisella_coronata	0	0	0	0	0	0	0	0	0	0	1	0	1	0	0
Thaisella_trinitatis	0	0	0	0	0	0	0	0	0	1	1	0	1	0	1
Thatcherina_diazi	0	0	0	0	0	0	0	0	0	0	1	0	0	0	0
Thelecythara_floridana	1	0	0	0	0	0	0	0	1	1	1	0	1	0	1
Thesbia_dyscrita	0	0	0	0	0	0	0	0	0	0	0	0	0	0	1
Theta_chariessa	0	1	0	1	0	0	0	0	0	0	0	0	0	0	0
Thordisa_diuda	0	0	0	1	0	0	0	0	0	0	0	0	0	0	0
Thordisa_lurca	0	0	0	0	0	0	0	0	0	0	1	0	0	0	0
Thuridilla_mazda	1	0	0	0	0	0	0	0	1	0	0	0	0	0	0
Thuridilla_picta	1	0	0	1	0	0	0	0	0	0	0	0	0	0	0
Ticocystiscus_iberia	0	0	0	0	0	0	0	0	1	0	0	0	0	0	0
Tomura_xenoskeneoides	0	0	0	0	0	1	0	0	0	0	0	0	0	0	0
Tomura_bicaudata	0	0	0	0	0	0	0	0	0	0	1	0	0	0	0
Tonna_galea	1	1	1	1	0	1	1	0	1	0	1	0	1	0	1
Tonna_maculosa	0	0	0	0	1	0	0	0	0	0	0	1	0	0	0
Tonna_pennata	1	1	1	1	0	1	1	0	1	1	1	0	1	1	1
Torcula_bayeri	0	0	0	0	0	0	1	0	0	0	0	0	0	0	0
Torcula_exoleta	1	1	0	1	0	1	0	0	0	1	1	0	1	1	1
Tomatina_decurrens	0	0	0	0	1	0	1	0	0	0	0	0	0	0	0
Trachypollia_nodulosa	1	1	0	1	1	1	1	0	1	1	1	1	1	1	1
Trachypollia_sclera	0	0	1	0	0	0	0	0	1	0	0	0	0	0	0
Trachypollia_turricula	1	0	0	0	0	0	1	0	0	1	1	0	0	0	1



Turbonilla_hemphilli	0	0	0	0	0	1	0	0	0	0	0	0	0	0	1
Turbonilla_insularis	0	1	0	0	0	0	0	0	0	0	0	0	0	0	0
Turbonilla_interrupta	1	1	0	0	0	1	0	0	0	0	0	0	1	0	1
Turbonilla_krebsii	0	0	0	0	0	0	0	0	0	0	0	0	0	0	1
Turbonilla_krumpermani	1	0	0	0	0	0	0	0	0	0	0	0	0	0	0
Turbonilla_levis	0	0	0	1	0	0	0	0	1	0	1	0	0	1	0
Turbonilla_lillybeckae	0	0	0	0	0	0	0	0	0	0	0	0	0	0	1
Turbonilla_minor	1	0	0	0	0	0	0	0	0	0	0	0	0	0	0
Turbonilla_modesta	0	0	0	1	0	0	0	0	0	0	0	0	0	0	0
Turbonilla_multicostata	0	0	0	1	0	0	0	0	0	0	0	0	0	0	0
Turbonilla_nivea	0	0	0	0	0	0	0	0	0	0	0	0	0	0	1
Turbonilla_obeliscus	0	0	0	1	0	0	0	0	0	0	0	0	0	0	0
Turbonilla_ornata	1	0	1	1	0	0	0	0	0	0	0	0	1	1	0
Turbonilla_palmerae	1	0	0	0	0	0	0	0	0	0	0	0	0	0	0
Turbonilla_peilei	0	0	0	1	0	0	0	0	0	0	1	0	0	0	0
Turbonilla_penistoni	1	0	0	1	0	0	0	0	0	0	0	0	0	0	1
Turbonilla_pilsbryi	1	0	0	0	0	0	0	0	0	0	0	0	0	0	0
Turbonilla_portoricana	1	1	0	0	0	0	0	0	0	0	1	0	1	1	0
Turbonilla_pulchella	1	0	0	0	0	0	0	0	0	0	0	0	0	0	1
Turbonilla_puncta	0	0	1	1	1	0	0	0	0	0	1	0	0	0	0
Turbonilla_pupoides	1	1	0	1	1	0	1	0	0	1	1	0	0	1	1
Turbonilla_pyrrha	0	0	0	0	0	0	0	0	0	0	1	0	1	0	1
Turbonilla_reticulata	0	1	0	1	0	0	0	0	0	0	0	0	0	0	0
Turbonilla_rixtae	1	0	0	1	0	0	0	0	1	0	0	0	0	1	0
Turbonilla_riisei	1	0	0	0	1	0	0	0	0	0	0	0	0	0	1
Turbonilla_stimpsoni	0	0	0	0	0	0	0	0	1	0	0	0	1	0	0
Turbonilla_substriata	0	0	0	1	0	0	0	0	0	0	0	0	0	0	0
Turbonilla_textilis	0	0	0	0	1	0	0	0	1	0	1	0	0	0	0
Turbonilla_turris	0	0	0	0	0	0	0	0	0	0	0	0	0	0	1
Turbonilla_unilirata	0	1	0	0	1	1	0	0	0	0	0	0	0	0	1
Turbonilla_verkruezeni	0	0	1	0	0	0	0	0	0	0	0	0	0	0	0
Turrancilla_williamsoni	0	0	0	0	0	0	0	0	0	0	0	0	1	0	0
Turritella_acropora	1	0	0	0	0	1	0	0	0	0	0	0	0	0	1
Turritella_marianopsis	0	0	0	0	0	0	0	0	0	1	0	0	0	0	0
Turritella_paraguanensis	0	0	0	0	0	0	0	0	0	0	0	0	1	0	0
Turritella_variegata	1	1	0	1	0	0	0	0	0	0	1	0	1	1	1
Typhinellus_sowerbii	0	0	0	0	0	0	0	0	0	1	0	0	0	0	0
Typhis_expansus	0	1	0	0	0	0	0	0	0	1	1	0	1	0	1
Typhis_jardinreinensis	1	0	0	0	0	0	0	0	0	0	0	0	0	0	0
Tyrinna_evelinae	0	1	0	1	0	0	0	0	1	0	0	0	0	0	0
Umbraculum_umbraculum	1	0	0	0	0	0	0	0	1	0	1	0	0	0	0
Vanikoro_striatus	0	0	0	0	0	0	0	0	0	0	0	0	0	0	1
Vanikoro_sulcata	1	1	0	1	0	1	0	0	0	0	0	0	0	0	1
Varicopeza_cristallina	1	1	0	0	0	1	0	0	0	0	1	0	0	0	1
Vasum_capitellum	0	1	0	0	0	0	0	0	0	0	0	0	1	1	1
Vasum_globulus	0	0	0	0	0	0	0	0	0	0	0	0	0	0	1
Vasum_latiriforme	0	0	0	0	0	1	0	0	0	0	0	0	0	0	0
Vasum_muricatum	1	1	1	1	0	1	1	0	1	1	1	1	1	0	1
Vexillum_albocinctum	0	1	0	1	0	1	0	0	1	1	1	1	0	0	0
Vexillum_arestum	1	0	0	0	0	0	0	0	0	0	0	0	0	0	0
Vexillum_catenatum	0	0	0	0	0	0	1	0	0	0	0	0	0	0	0
Vexillum_cubanum	1	0	0	0	1	0	0	0	0	0	0	0	0	0	1
Vexillum_dermestinum	1	1	0	1	0	1	1	0	1	1	1	0	0	0	1
Vexillum_exiguum	1	1	0	1	1	1	0	0	1	1	1	0	0	1	1

Vexillum_epiphaneum	0	0	0	0	1	0	1	0	1	0	0	0	0	0	0
Vexillum_gemmatum	1	0	0	0	1	0	0	0	1	1	0	0	0	0	0
Vexillum_hendersoni	0	1	0	1	0	0	0	0	0	0	1	0	0	0	1
Vexillum_histrio	1	1	0	1	0	1	0	0	0	1	0	0	0	0	1
Vexillum_laterculatum	1	0	0	1	0	0	1	0	1	1	1	0	0	0	1
Vexillum_leonardhilli	0	0	0	0	0	0	0	0	0	0	0	0	0	1	0
Vexillum_lindae	0	0	0	0	0	0	0	0	0	0	1	0	0	0	0
Vexillum_moniliferum	1	0	0	0	0	0	0	0	0	0	0	0	0	0	0
Vexillum_puella	1	1	0	1	1	1	0	0	0	1	1	0	1	0	1
Vexillum_pulchellum	0	0	0	1	0	0	0	0	1	0	0	0	0	0	0
Vexillum_styria	1	0	1	0	0	0	0	0	0	0	1	0	0	0	0
Vexillum_sykesi	1	0	0	0	0	0	1	0	1	1	0	0	0	1	1
Vexillum_trophonium	0	0	0	0	0	0	0	0	0	0	0	0	0	0	1
Vexillum_variatum	1	0	0	0	0	0	0	0	1	0	0	0	0	1	0
Vexillum_venustum	1	0	0	0	0	0	0	0	0	0	1	0	0	0	0
Vexillum_wandoense	1	0	0	0	0	1	0	0	0	0	0	0	0	0	0
Vermicularia_cf_knorrii	1	1	0	1	0	1	0	0	0	0	0	0	0	1	0
Vermicularia_fargoi	0	0	0	0	0	1	0	0	0	0	0	0	0	0	0
Vermicularia_spirata	1	1	0	1	1	1	0	0	0	0	1	0	0	0	1
Vexillum_josefinae	1	0	0	0	0	0	0	0	0	0	0	0	0	0	0
Viridillia_cervina	0	0	0	0	0	0	0	0	0	0	0	0	0	0	1
Vitreobalcis_nutans	0	0	0	0	0	0	1	0	0	0	0	0	0	0	1
Vitreolina_arcuata	1	0	0	1	0	1	1	0	1	1	1	0	0	1	0
Vitreolina_bermudezi	1	0	0	0	0	0	1	0	0	0	0	0	0	1	0
Vitreolina_conica	0	0	0	1	0	0	0	0	0	0	1	0	0	1	0
Vitreolina_zugniuae	0	0	0	0	0	0	0	0	1	0	0	0	0	0	0
Vitricythara_auberiana	0	0	0	0	0	0	0	0	0	0	0	0	0	1	0
Vitricythara_metria	0	1	0	0	0	1	0	0	0	1	1	0	0	0	0
Vitricythara_trilineata	1	0	0	0	1	0	0	0	0	0	0	0	0	0	0
Vitrinella_anneliesae	1	0	0	0	0	0	1	0	0	0	0	0	0	1	0
Vitrinella_anomala	0	0	0	0	0	0	0	0	0	0	1	0	0	0	1
Vitrinella_calligypta	1	0	0	0	0	0	0	0	0	0	0	0	0	0	0
Vitrinella_carinata	0	0	0	0	0	0	0	0	0	0	0	0	0	0	1
Vitrinella_cupidinensis	0	0	0	0	0	0	0	0	0	0	1	0	1	0	0
Vitrinella_cyclostomoides	1	0	0	0	0	0	0	0	0	0	0	0	0	0	0
Vitrinella_diaphana	1	0	0	0	0	0	0	0	0	0	0	0	0	0	0
Vitrinella_elegans	0	0	0	0	0	0	0	0	1	1	1	0	0	0	0
Vitrinella_filifera	0	0	0	0	0	0	0	0	0	0	1	0	0	0	0
Vitrinella_floridana	0	0	0	0	0	1	0	0	0	0	1	0	0	0	0
Vitrinella_helicoidea	1	1	0	1	0	1	0	0	1	1	1	0	0	1	1
Vitrinella_hemphilli	0	0	0	0	0	0	0	0	0	0	1	0	0	0	0
Vitrinella_pusilla	0	0	0	0	0	0	0	0	0	1	0	0	0	0	1
Vitrinella_thomasi	1	0	0	0	0	0	0	0	0	0	0	0	0	0	0
Vitrinella_tryoni	1	0	0	0	0	0	0	0	0	0	0	0	0	0	0
Vitrinorbis_elegans	0	0	0	0	0	0	0	0	1	1	0	0	0	0	0
Voluta_morrisoni	1	0	0	0	0	0	1	0	0	0	0	0	0	0	0
Voluta_musica	0	1	1	0	1	0	0	0	0	0	1	1	1	1	1
Voluta_polypleura	0	0	0	1	1	0	1	0	0	1	0	1	0	0	0
Voluta_virescens	0	0	0	0	0	0	1	0	1	1	1	0	0	0	0
Volutifusus_piraticus	1	0	0	0	0	0	0	0	0	0	0	0	0	0	0
Volutifusus_torrei	1	0	0	0	0	0	0	0	0	0	0	0	0	0	0
Volutomitra_erebus	0	0	0	0	0	0	0	0	0	0	1	0	0	1	1
Volutomitra_persephone	0	0	0	0	0	0	0	0	0	1	0	0	0	1	0
Volvarina_abbreviata	0	1	0	1	0	0	1	0	0	0	1	0	1	0	1





Volvulella_persimilis	1	1	0	0	0	1	0	0	1	1	1	0	1	0	0
Volvulella_recta	1	0	0	0	1	0	0	0	0	0	0	0	0	0	0
Volvulella_texasiana	0	0	0	0	0	0	0	0	0	0	1	0	1	0	0
Williamia_krebsii	1	1	0	0	0	1	0	0	1	1	1	0	0	0	1
Xeidora_neritica	1	0	0	0	0	0	0	0	0	0	0	0	0	0	0
Xenophora_conchyliophora	1	1	1	1	1	1	1	0	0	1	1	0	0	1	1
Zafrona_idalina	1	0	0	0	1	0	0	0	1	0	0	0	0	1	1
Zafrona_lindae	0	0	0	0	0	0	0	0	0	0	0	0	0	1	0
Zafrona_pulchella	1	1	0	1	0	1	1	0	1	1	1	1	1	1	1
Zebina_browniana	1	1	1	1	1	1	1	0	1	1	1	0	1	1	1
Zebina_gabbii	0	1	0	0	0	0	0	0	0	0	0	0	0	0	0
Zebina_laevigata	0	0	0	1	1	0	0	0	1	0	0	0	0	1	1
Zebina_unamae	0	0	0	0	0	1	0	0	0	0	0	0	0	0	0
Zebina_vitrea	0	0	0	1	0	0	0	0	0	0	0	0	0	0	1
Zebina_vitrinella	0	0	1	0	0	0	0	0	0	0	0	0	0	0	1
Zeidora_bigelowi	1	0	0	0	0	0	1	0	0	0	0	0	0	0	0
Zeidora_milerai	1	0	0	0	0	0	0	0	0	0	0	0	0	0	0
Abra_aequalis	1	1	0	0	1	1	1	0	0	0	1	1	0	0	0
Abra_lioica	1	1	0	0	0	1	0	0	0	0	0	0	0	0	0
Abra_longicallis	0	1	0	0	0	1	0	0	0	0	1	0	0	0	1
Adrana_egregia	0	0	0	0	0	0	0	0	0	0	0	0	0	0	1
Adrana_elizabethae	0	0	0	0	0	0	0	0	1	0	0	0	0	0	0
Adrana_gloriosa	0	0	0	0	0	0	0	0	0	0	1	0	0	1	0
Adrana_ludmillae	0	0	0	0	0	0	0	0	0	0	1	0	0	0	0
Adrana_patagonica	0	0	0	0	0	0	0	0	0	0	1	0	0	0	0
Adrana_scaphoides	0	0	0	0	0	0	0	0	0	0	1	0	0	0	0
Adrana_tellinoides	0	1	0	0	0	0	0	0	0	1	1	0	0	1	0
Aequipecten_acanthodes	0	0	0	0	0	0	0	0	0	0	0	0	0	1	0
Americardia_guppyi	1	1	0	1	0	1	0	0	0	0	0	0	1	1	0
Americardia_media	1	1	0	1	1	1	0	0	1	1	1	1	1	1	1
Amusium_laurenti	0	1	0	1	0	1	0	0	0	0	1	0	1	0	0
Amusium_papyraceum	1	1	0	1	0	0	1	0	0	0	1	0	0	1	0
Amygdalum_dendriticum	0	1	0	1	0	0	0	0	0	0	0	0	0	0	0
Amygdalum_papyrium	1	1	0	0	0	0	0	0	0	0	0	0	0	0	0
Amygdalum_politum	0	1	0	0	0	0	0	0	0	0	0	0	0	0	0
Amygdalum_sagittatum	1	0	0	0	0	0	0	0	0	1	1	0	0	0	0
Anadara_baughmani	0	0	0	0	0	0	0	0	0	0	1	0	1	0	1
Anadara_chemnitzii	1	1	0	1	0	0	0	0	1	0	1	1	1	0	1
Anadara_floridana	1	1	0	1	0	0	0	0	0	0	0	0	1	0	0
Anadara_notabilis	1	1	0	1	1	1	1	0	1	0	1	1	1	0	1
Anadara_ovalis	0	0	0	1	0	0	0	0	1	0	1	0	1	0	0
Anadara_transversa	1	1	0	1	0	0	0	0	1	0	0	0	0	0	0
Anatina_anatina	0	1	0	1	0	0	0	0	1	0	1	0	0	0	1
Angulus_coloratus	0	0	0	0	0	0	0	0	0	0	0	0	0	0	1
Angulus_diantha	0	0	0	0	0	0	0	0	0	0	1	0	0	1	0
Angulus_euvitrea	1	1	0	0	0	0	0	0	0	0	0	0	0	0	1
Angulus_merus	1	1	0	1	0	0	1	0	1	0	1	0	1	0	0
Angulus_sybariticus	1	1	0	1	1	0	0	0	0	0	1	0	0	0	0
Angulus_tampaensis	1	1	0	0	0	0	0	0	0	0	0	0	0	0	1
Angulus_texanus	1	0	0	0	1	1	0	0	0	0	0	0	0	0	0
Angulus_versicolor	1	1	0	1	0	1	0	0	0	0	1	0	0	0	1
Anodontia_alba	1	1	0	1	0	1	0	0	1	0	1	1	1	0	0
Anodontia_philippiana	1	1	0	1	0	0	0	0	0	0	0	0	0	0	0
Anodontia_schrammi	0	1	1	1	1	1	1	0	0	1	0	0	0	0	1

Anomalocardia_auberiana	1	0	0	0	0	0	1	0	0	0	0	0	0	0	1
Anomalocardia_brasiliana	1	1	0	1	0	0	1	0	1	0	1	0	1	0	1
Anomalocardia_membranula	0	0	0	0	0	1	0	0	0	0	0	0	0	0	1
Anomia_ephippium	0	0	0	0	1	1	1	0	0	0	1	0	1	0	0
Anomia_simplex	1	0	0	1	0	0	0	0	0	0	1	0	1	0	0
Arca_imbricata	1	1	0	1	1	1	1	0	1	0	1	1	1	1	0
Arca_zebra	1	1	1	1	1	1	1	0	1	1	1	1	1	1	1
Arcinella_arcinella	1	1	1	1	1	0	0	0	1	0	1	1	1	0	1
Arcinella_cornuta	0	1	1	1	0	1	0	0	0	1	0	0	1	0	1
Arcopagia_fausta	1	1	0	1	0	0	1	0	1	0	1	1	1	0	1
Arcopsis_adamsi	1	1	0	1	1	1	1	0	1	0	1	1	1	1	1
Arcopsis_solida	0	1	0	0	0	0	0	0	0	0	0	0	0	0	1
Argopecten_gibbus	1	1	0	0	0	0	0	0	1	0	0	0	1	0	1
Argopecten_irradians_amplicostatus	0	1	0	0	0	0	0	0	0	0	1	0	0	0	1
Argopecten_lineolaris	0	1	0	1	1	1	0	0	0	0	1	0	1	0	0
Argopecten_noronhensis	0	1	0	0	0	0	0	0	0	0	0	0	0	0	1
Argopecten_nucleus	1	1	0	1	0	0	1	0	1	0	1	0	1	0	1
Argyrodonax_haycocki	0	0	0	0	0	0	1	0	0	0	0	0	0	1	0
Asaphis_deflorata	1	1	0	1	0	0	1	1	1	0	1	0	1	0	1
Astarte_globula	1	0	0	0	0	0	0	0	0	0	0	0	0	0	0
Astarte_nana	1	0	0	0	0	0	0	0	0	0	0	0	0	0	0
Astarte_smithii	1	1	0	0	0	1	0	0	0	0	0	0	0	0	1
Atrina_rigida	1	0	0	0	0	0	0	0	0	1	0	0	1	0	1
Atrina_seminuda	1	1	0	1	0	0	0	0	1	0	1	0	1	0	1
Atrina_serrata	1	1	0	1	0	1	1	0	0	0	1	0	0	0	0
Axinactis_americana	1	0	0	0	0	0	0	0	0	0	0	0	0	0	0
Axinactis_decussata	1	1	0	1	0	0	0	0	0	0	1	1	1	1	1
Bankia_campanellata	0	0	0	0	0	0	0	0	0	0	1	0	0	0	0
Bankia_carinata	0	0	0	0	0	0	0	0	0	0	1	0	0	0	0
Bankia_cieba	1	0	0	1	0	0	0	0	0	0	1	0	0	0	1
Bankia_destructa	0	0	0	0	0	0	0	0	0	0	1	0	0	0	0
Bankia_fimbriatula	1	0	0	1	0	0	0	0	0	0	1	0	0	0	0
Bankia_gouldi	1	1	0	1	0	0	0	0	0	0	1	0	0	0	1
Barbatia_cancellaria	1	1	0	1	1	1	1	0	1	0	1	1	1	1	1
Barbatia_candida	1	1	0	1	1	0	1	0	1	1	1	1	1	1	1
Barbatia_domingensis	1	1	0	1	1	1	1	0	1	1	1	1	1	1	0
Barbatia_tenera	1	0	0	1	0	0	0	0	0	0	0	0	0	0	0
Barnea_truncata	1	1	0	1	0	1	0	0	0	0	1	0	0	0	0
Basiliomya_goreaui	0	0	0	0	0	1	0	0	0	0	0	0	0	0	1
Basterotia_elliptica	1	1	0	1	0	0	0	0	0	0	1	0	1	0	1
Basterotia_pustula	0	0	0	0	1	0	0	0	0	0	0	0	0	0	1
Basterotia_quadrata	1	1	1	1	0	0	0	0	0	0	1	0	1	0	1
Batharca_glomerula	1	1	0	0	0	0	0	0	0	0	0	0	0	0	1
Batharca_orbiculata	1	0	0	0	0	0	0	0	0	0	0	0	0	0	0
Bentharca_asperula	1	1	0	0	0	0	0	0	0	0	0	0	0	0	0
Bentharca_sagrinata	0	0	0	0	0	0	0	0	0	0	1	0	0	0	0
Botula_fusca	1	1	0	1	0	0	1	0	1	0	1	1	1	0	1
Brachidontes_domingensis	1	1	0	0	1	1	1	0	1	0	1	0	1	0	1
Brachidontes_exustus	1	0	0	0	0	0	1	0	1	0	1	1	1	0	1
Brachidontes_modiolus	1	1	0	1	1	1	0	0	0	0	1	0	1	0	1
Bractechlamys_antillarum	1	1	0	1	1	0	0	0	1	0	1	1	1	0	1
Callista_eucymata	0	0	0	0	0	0	0	0	0	0	1	0	1	0	1
Callista_maculata	0	0	0	0	0	0	0	0	0	0	1	0	1	0	0
Calyptogena_ponderosa	0	0	0	0	0	0	0	0	0	0	1	0	0	0	1



Cryptopecten_phrygium	1	0	0	0	0	0	0	0	0	0	0	0	0	0	1
Cryptostrea_permollis	0	1	0	1	0	0	0	0	0	0	0	0	0	0	1
Ctena_orbiculata	1	1	0	1	1	0	1	0	1	0	1	1	1	1	1
Ctena_pectinella	1	1	0	1	0	1	1	0	1	1	0	0	0	1	1
Ctenoides_mitis	0	0	0	0	1	1	0	0	1	0	0	0	0	1	0
Ctenoides_obliquus	0	1	0	0	0	0	0	0	0	0	0	0	0	0	0
Cucullaearca_candida	0	1	0	0	1	0	1	0	0	0	0	0	0	1	1
Cumingia_coarctata	1	1	0	0	1	0	1	0	0	0	1	0	0	0	1
Cumingia_tellinoides	1	0	0	0	0	0	0	0	0	0	0	0	0	0	0
Cuspidaria_costellata	1	0	0	0	0	0	0	0	0	0	0	0	0	0	0
Cuspidaria_jeffreysi	1	0	0	0	0	0	0	0	0	0	1	0	0	0	1
Cuspidaria_obesa	1	0	0	0	0	0	0	0	0	0	0	0	0	0	0
Cuspidaria_rostrata	1	0	0	0	0	0	0	0	0	0	0	0	0	0	0
Cyathodonta_cruziana	0	1	1	0	0	0	0	0	0	0	0	0	0	0	0
Cyathodonta_magnifica	0	0	0	0	0	0	0	0	0	0	0	0	1	0	1
Cyathodonta_rugosa	1	0	0	0	0	0	0	0	0	0	0	0	1	1	0
Cyathodonta_semirugosa	1	1	0	1	0	0	1	0	0	0	1	0	1	0	1
Cyclinella_tenuis	1	1	0	1	0	0	0	0	0	0	1	0	1	0	1
Cyclopecten_culebrensis	0	1	0	0	0	0	0	0	0	0	0	0	0	0	0
Cyclopecten_nanus	1	1	0	1	0	0	0	0	0	0	1	0	0	0	1
Cyclopecten_simplex	0	0	0	0	0	0	0	0	0	0	0	0	0	0	1
Cyclopecten_thalassinus	1	0	0	0	0	0	0	0	0	0	0	0	0	0	0
Cymatinoa_bibsaie	0	0	0	1	0	1	0	0	0	0	0	0	0	0	1
Cymatinoa_orientalis	1	1	0	1	0	0	0	0	0	0	1	0	0	0	0
Dacrydium_vitreum	1	0	0	0	0	0	0	0	0	1	0	0	0	1	0
Dendostrea_frons	1	1	0	1	0	1	0	0	1	0	1	1	1	0	1
Dimya_argentea	0	0	0	0	0	1	1	0	0	0	0	0	1	1	1
Dimya_tigrina	0	0	0	0	0	1	0	0	0	0	1	0	0	0	1
Dimyella_starcki	0	0	0	0	0	1	0	0	0	0	0	0	0	0	0
Dinocardium_robustum	0	0	0	0	1	1	1	0	0	0	0	0	0	0	1
Diplodonta_candearna(Orbigny)	1	0	0	0	0	0	0	0	0	0	0	0	1	0	0
Diplodonta_notata	1	1	0	1	0	0	0	1	1	1	1	0	0	1	0
Diplodonta_nucleiformis	1	1	0	1	0	0	0	0	0	0	1	0	0	0	1
Diplodonta_pilula	0	1	0	0	0	0	0	0	0	0	0	0	0	0	1
Diplodonta_punctata	1	1	0	1	0	0	0	0	1	0	1	1	1	1	1
Diplodonta_semiaspera	1	1	0	1	1	1	0	0	1	0	1	0	1	0	0
Diplodonta_subglobosa	0	0	0	0	0	0	0	0	0	0	0	0	0	0	1
Diplothyra_smithi	0	0	0	0	0	0	0	0	0	0	1	0	0	0	0
Divalunga_weberi	0	0	0	0	0	1	0	0	1	0	1	0	0	0	0
Divaricella_dentata	1	1	0	0	0	0	0	0	0	1	0	0	0	0	1
Divaricella_quadrisulcata	1	1	0	1	1	0	0	0	1	0	1	1	1	0	1
Donax_cf_vagus	0	0	0	0	0	0	1	0	0	1	1	0	1	0	1
Donax_denticulatus	1	1	0	1	0	0	1	1	1	0	1	0	1	1	1
Donax_striatus	1	0	0	1	0	0	1	1	1	1	1	0	1	0	1
Donax_texasianus	0	1	0	0	0	0	0	0	0	0	0	0	0	0	0
Donax_vellicatus	0	1	0	1	0	0	1	0	0	1	1	0	0	0	1
Dosinia_concentrica	1	1	0	1	0	0	0	0	1	0	1	0	1	0	0
Dosinia_discus	0	1	0	0	0	0	0	0	0	0	0	0	0	0	0
Dosinia_elegans	1	1	0	0	0	0	0	0	0	0	0	0	0	0	1
Ectenagena_modioliforma	0	0	0	0	0	0	0	0	0	0	1	0	0	0	0
Ennucula_aegeensis	1	1	0	1	0	0	0	0	0	0	0	0	0	0	0
Ennucula_dalmasi	0	0	0	0	0	0	0	0	0	0	1	0	0	1	0
Entodesma_beana	1	1	0	1	0	1	0	0	1	0	1	0	1	1	1
Ervilia_concentrica	1	1	1	1	1	1	1	0	0	0	0	0	1	1	0



Laevicardium_sybariticum	1	1	0	1	1	0	0	0	0	0	1	0	0	0
Laevichlamys_multisquamata	1	1	0	0	1	0	1	0	0	0	0	0	0	0
Lasaea_adansoni	0	1	0	0	0	1	0	0	0	0	1	0	0	1
Ledella_solidula	1	0	0	0	0	0	0	0	0	0	0	0	0	0
Ledella_sublaevis	1	0	0	0	0	0	0	0	0	0	0	0	0	0
Leporimetis_intastriata	1	1	0	1	1	0	0	0	0	0	0	0	0	0
Lepton_lepidum	0	0	0	0	0	0	0	0	0	0	1	0	0	0
Leptopecten_bavayi	1	1	0	1	1	0	0	0	0	1	1	0	1	1
Lima_albicoma	1	1	0	0	1	1	1	0	0	0	1	0	1	0
Lima_caribaea	1	0	0	0	0	0	1	0	1	0	0	0	0	1
Lima_colombiana	0	0	0	0	1	1	0	0	0	0	1	0	0	0
Lima_floridana	1	0	0	0	0	0	0	0	0	0	0	0	0	0
Lima_lima	0	1	0	1	0	0	1	0	0	0	1	1	1	1
Lima_locklini	0	0	0	0	0	1	0	0	0	0	1	0	0	0
Lima_scabra	1	1	0	1	1	0	1	0	1	1	1	1	1	1
Lima_tetrica	0	1	0	0	0	0	0	0	0	0	0	0	0	1
Limaria_pellucida	1	1	0	1	0	1	0	0	1	0	1	0	1	1
Limatula_hendersoni	0	0	0	1	1	1	0	0	0	0	1	0	0	0
Limatula_setifera	1	0	0	0	0	0	0	0	0	0	0	0	0	0
Limatula_subauriculata	1	1	0	1	0	0	0	0	0	0	0	0	0	0
Limea_bronniana	0	0	0	0	1	0	0	0	0	0	0	0	0	0
Limopsis_antillensis	1	0	1	0	0	0	1	0	0	0	1	0	0	0
Limopsis_aurita	1	1	0	0	0	0	0	0	0	0	0	0	0	1
Limopsis_minuta	1	0	0	0	0	0	0	0	0	0	0	0	0	0
Limopsis_paucidentata	0	0	0	1	0	0	0	0	0	0	0	0	0	1
Limopsis_sulcata	0	1	0	0	0	0	0	0	0	0	0	0	0	1
Lindapecten_exasperatus	1	0	0	0	0	0	1	0	0	0	0	0	0	0
Lioberus_castaneus	1	1	0	1	0	0	0	0	1	0	1	0	0	0
Lirophora_latilirata	1	1	0	1	0	0	0	0	0	0	0	0	0	0
Lirophora_paphia	1	1	0	1	0	1	0	0	1	0	1	1	1	1
Lirophora_riomaturensis	0	0	0	0	1	0	0	0	0	0	0	0	1	1
Lithophaga_antillarum	1	1	0	1	0	1	1	0	1	1	1	1	0	0
Lithophaga_aristata	0	0	0	0	0	0	1	0	0	1	1	1	1	1
Lithophaga_bisulcata	1	0	0	1	0	1	1	0	1	1	1	1	1	1
Lithophaga_nigra	1	1	1	1	1	0	0	0	0	0	0	0	1	0
Lucina_belizana	0	0	0	1	1	1	1	0	0	0	0	0	0	1
Lucina_ephraimi	0	0	0	0	0	0	1	0	0	0	0	0	1	0
Lucina_hendersoni	1	0	0	0	0	0	0	0	0	0	0	0	0	0
Lucina_katherinepalmerae	0	0	0	0	0	0	0	0	0	0	0	0	1	0
Lucina_keenae	1	1	1	0	0	0	0	0	0	0	1	0	0	1
Lucina_muricata	1	1	0	1	0	0	0	0	1	0	1	0	1	0
Lucina_pectinata	0	0	0	0	0	0	1	0	1	0	1	0	1	0
Lucina_pensylvanica	1	1	0	1	0	0	1	0	0	0	1	1	1	1
Lucina_radians	0	0	0	1	1	1	1	0	0	0	0	0	1	0
Lucina_trisulcata	0	0	0	0	0	0	0	0	0	0	0	0	0	1
Lucinisca_nassula	0	1	0	0	0	0	0	0	0	0	1	0	0	0
Lucinoma_filosa	0	1	0	0	0	0	0	0	0	0	0	0	0	0
Lunarca_ovalis	1	1	0	0	0	0	0	0	0	0	0	0	0	1
Lyonsia_hyalina_floridana	1	1	0	1	0	0	0	0	0	0	1	0	1	0
Macoma_brasiliana	0	0	0	0	0	0	0	0	1	1	1	0	1	0
Macoma_brevifrons	1	1	0	1	1	1	0	0	1	0	0	0	1	0
Macoma_cerina	0	1	0	0	0	1	0	0	0	0	0	0	0	0
Macoma_cleryana	1	1	0	1	0	0	0	0	0	0	1	0	1	0
Macoma_constricta	0	1	0	1	0	0	1	0	0	0	1	0	1	0

Macoma_pseudomera	1	1	0	1	0	1	0	0	0	0	1	0	0	0
Macoma_tageliformis	1	1	0	1	0	0	0	0	0	0	1	0	1	0
Macoma_tenta	1	1	0	1	0	1	0	0	0	0	1	0	0	0
Macrocallista_maculata	1	1	0	1	0	0	0	0	1	0	1	0	1	0
Macrocallista_nimbosa	0	1	0	0	0	0	0	0	0	0	0	0	0	1
Mactra_fragilis	1	1	0	0	0	0	0	0	1	0	1	1	1	0
Mactra_inceri	0	0	0	0	0	0	0	0	0	0	0	0	0	1
Mactra_miskito	0	0	0	0	0	0	1	0	0	0	0	0	0	0
Mactra_petitii	0	0	0	0	0	0	1	0	1	0	1	0	0	0
Mactra_surinamensis	0	0	0	0	0	0	1	0	0	0	1	0	0	0
Mactrellona_alata	1	1	0	0	0	0	0	1	1	0	1	0	1	0
Mactrellona_iheringi	0	0	0	0	0	0	1	0	0	0	1	0	1	0
Malleus_candeanus	1	0	0	1	1	0	0	0	1	0	1	1	1	1
Martesia_cuneiformis	1	1	0	1	0	0	0	0	0	0	1	0	1	0
Martesia_fragilis	1	0	0	0	0	0	0	0	0	0	1	0	1	0
Martesia_striata	1	1	0	1	0	0	0	0	1	0	1	0	0	1
Mercenaria_campechiensis	1	1	0	0	1	1	1	0	0	0	0	0	0	1
Merisca_aequistriata	1	1	0	1	0	0	0	0	1	0	1	0	0	1
Merisca_cristallina	0	1	0	1	1	1	1	0	1	0	1	0	0	0
Merisca_juttingae	0	0	0	0	0	1	1	0	0	0	1	0	0	0
Merisca_martinicensis	1	1	0	0	0	0	0	0	0	0	1	0	1	0
Modiolus_americanus	1	1	1	1	1	1	0	0	1	1	1	1	1	0
Modiolus_squamosus	1	1	0	0	0	0	0	0	0	0	0	0	1	0
Montacuta_cruzensis	0	0	0	0	0	0	0	0	0	1	0	0	0	0
Mulinia_cleryana	1	1	0	0	0	0	0	0	1	0	1	0	1	0
Mulinia_lateralis	0	1	0	0	0	0	0	0	0	0	0	0	0	0
Musculus_lateralis	1	1	0	1	0	0	0	0	1	0	1	0	1	0
Myonera_lamellifera	1	0	0	0	0	0	0	0	0	0	0	0	0	0
Myrtea_compressa	1	0	0	0	0	0	0	0	0	0	0	0	0	0
Myrtea_pristiphora	1	1	0	1	0	1	0	0	0	0	1	0	0	0
Myrtea_sagrinata	1	0	0	0	0	0	0	0	0	0	0	0	0	0
Myrteopsis_lens	1	1	0	0	0	0	0	0	0	0	0	0	0	1
Mysella_planulata	0	1	0	0	0	0	0	0	0	0	0	0	0	0
Mytilopsis_sallei	1	1	0	1	1	1	1	0	1	0	1	0	1	0
Neilo_dilata	1	0	0	0	0	0	0	0	0	0	0	0	0	0
Neilonella_corpulenta	1	0	0	0	0	0	0	0	0	0	0	0	0	0
Nemocardium_peramabile	1	1	0	1	0	0	0	0	0	0	0	0	0	0
Nemocardium_tinctum	1	1	0	1	0	0	1	0	0	0	1	0	1	0
Neolepton_faberi	0	1	0	0	1	0	1	0	0	0	0	0	0	0
Neolepton_peetersae	0	1	1	1	0	0	1	0	0	0	0	0	0	1
Neophysema_phenax	0	1	0	1	0	0	0	0	0	0	1	0	0	0
Nodipecten_nodosus	1	1	0	1	1	0	0	0	1	1	1	1	1	0
Noetia_bisulcata	0	0	0	0	0	0	0	0	1	0	1	0	1	0
Noetia_lindae	0	0	0	0	0	0	0	1	0	0	0	0	0	0
Noetia_ponderosa	0	0	0	0	1	0	0	0	0	0	0	0	0	0
Nototeredo_knoxii	1	0	0	0	0	0	0	0	0	0	0	0	0	0
Nucula_calcicola	0	0	0	0	0	1	1	0	0	0	0	1	0	1
Nucula_callicredemna	0	0	0	0	0	0	0	0	0	0	0	0	0	1
Nucula_crenulata	1	0	0	0	0	0	0	0	1	0	0	0	0	0
Nucula_semiornata	0	1	0	0	0	0	0	0	0	0	0	0	0	0
Nucula_venezuelana	0	0	0	0	0	0	0	0	0	1	1	0	1	0
Nuculana_acuta	1	1	0	1	0	0	0	0	1	0	1	0	1	0
Nuculana_carpentieri	1	1	0	0	0	0	0	0	0	0	1	0	0	1
Nuculana_cestrota	0	0	0	0	0	0	0	0	0	0	1	0	0	0





Pleuromeris_micella	0	1	0	0	1	0	1	0	0	1	0	0	0	0	1
Pleuromeris_tridentata	0	1	0	0	0	0	0	0	0	1	0	0	0	0	0
Plicatula_gibbosa	1	1	0	1	0	0	0	0	1	0	1	0	1	0	1
Plicatula_miskito	0	0	0	0	1	1	0	0	0	0	0	0	0	0	0
Pododesmus_foliatus	0	1	0	0	0	0	0	0	0	0	0	0	0	0	1
Pododesmus_rudis	1	1	0	1	0	0	0	0	1	0	1	0	1	0	0
Polymesoda_maritima	1	0	0	0	0	0	1	1	1	0	1	0	1	0	0
Polymesoda_salmacida	0	0	0	0	0	1	0	0	0	0	0	0	0	0	0
Polymesoda_triangularis	0	0	0	0	0	0	1	0	0	0	0	0	0	0	0
Poromya_albida	1	0	0	0	0	0	0	0	0	0	0	0	0	0	0
Poromya_elongata	1	0	0	0	0	0	0	0	0	0	0	0	0	0	0
Poromya_granulata	1	1	0	0	0	0	0	0	0	0	1	0	0	0	1
Poromya_rostrata	0	0	0	0	0	0	0	0	0	0	1	0	0	0	0
Poromya_tornata	0	1	0	0	0	0	0	0	0	0	0	0	0	0	1
Propeamussium_cancellatum	1	0	0	0	0	0	0	0	0	0	0	0	0	0	0
Propeamussium_dalli	0	1	0	1	0	0	0	0	0	0	1	0	0	0	1
Propeamussium_pourtalesianum	1	1	0	1	0	0	0	0	0	0	1	0	0	0	1
Propeamussium_sayanum	1	1	0	0	0	0	0	0	0	0	0	0	0	0	1
Protothaca_granulata	1	1	0	1	1	1	0	0	0	0	1	0	1	0	0
Protothaca_pectorina	0	0	0	0	0	1	0	0	0	0	1	0	1	0	0
Psammotreta_intaeriata	1	1	0	0	0	0	1	0	0	0	1	1	1	0	0
Pseudochama_radians	1	0	0	1	0	0	0	0	1	0	1	1	1	0	0
Pseudohinnites_adamsi	0	0	0	0	0	0	0	0	0	0	1	0	0	0	0
Pteria_colymbus	1	0	0	1	0	0	0	0	1	1	1	1	1	1	0
Pteria_hirundo	0	1	0	0	0	0	0	0	0	0	0	0	0	0	1
Puberella_intapurpurea	0	0	0	0	0	0	0	0	1	0	1	0	1	0	0
Pythinella_cuneata	0	0	0	0	0	0	0	0	0	0	1	0	0	0	1
Raeta_plicatella	1	1	0	0	0	1	0	0	0	0	1	0	1	0	0
Rupellaria_typica	1	0	0	1	0	0	0	0	0	0	1	0	1	0	0
Sanguinolaria_cruenta	1	1	0	1	0	0	0	0	1	0	1	1	1	0	0
Sanguinolaria_sanguinolenta	1	1	0	0	0	0	0	0	0	0	1	0	1	0	1
Saxicavella_sagrinata	0	1	0	0	0	1	0	0	0	0	0	0	0	0	0
Scapharca_axelolssoni	0	0	0	0	0	0	0	0	0	0	0	0	1	0	0
Scapharca_brasiliana	1	1	0	1	0	0	1	0	1	0	1	0	0	0	1
Scapharca_crassissima	0	0	0	0	0	0	0	0	0	0	0	0	1	0	0
Scintilla_eburnea	0	0	0	0	0	0	0	0	0	0	0	0	0	0	1
Scissula_candearia	1	1	0	1	0	0	0	0	0	0	0	0	0	0	1
Scissula_consobrina	1	1	0	0	0	1	1	0	0	0	1	0	0	0	0
Scissula_sandix	1	0	0	0	0	0	0	0	1	0	1	0	1	0	0
Scissula_similis	1	1	0	1	1	1	1	0	0	0	0	0	0	0	1
Semele_bellastrata	1	1	0	0	1	0	0	0	0	0	1	1	1	0	1
Semele_nuculoides	1	0	0	1	1	1	0	0	1	0	1	0	0	0	1
Semele_proficua	1	1	0	1	0	0	1	0	1	0	1	1	1	0	1
Semele_purpurascens	1	1	0	1	0	1	1	0	1	0	1	1	1	0	1
Solecurtus_comingianus	1	0	0	1	0	0	0	0	1	0	1	0	0	0	0
Solemya_caribbaea	0	0	0	0	0	0	0	0	0	0	1	0	0	0	0
Solemya_occidentalis	1	1	0	1	0	0	0	0	0	0	1	1	1	0	0
Solen_obliquus	1	1	0	0	1	0	0	0	1	0	1	0	1	0	0
Solen_rosewateri	0	1	0	0	0	0	0	0	0	0	1	0	0	0	0
Solen_tairona	0	1	0	0	0	0	0	0	1	0	1	0	0	0	0
Spathochlamys_benedicti	0	1	0	1	0	0	0	0	1	0	0	0	0	0	1
Spengleria_rostrata	1	1	0	1	1	0	0	0	1	0	1	1	0	0	1
Sphenia_antillensis	1	0	0	1	0	0	0	0	1	0	1	0	0	0	0
Sphenia_fragilis	0	1	0	0	0	1	0	0	1	0	0	0	0	0	0



